



2024 Rule Book

## PURPOSE OF THE ROCKIN' A

Page 7

### SECTION ONE

#### GENERAL RULES AND RECOMMENDATIONS

Page 7-8

#### I. AGE DIVISIONS

Page 8

A. Western Pleasure - A Walk/Jog Division

Page 8

B. Western Pleasure - A Walk/Jog/Lope Division

Page 8-9

C. Western Pleasure Adult Novice Division

Page 9

D. Western Pleasure - B (14 - 18) Walk/Jog Division

Page 9

E. Western Pleasure - B (14 - 18) Walk/Jog/Lope Division

Page 9

F. Western Pleasure - Y (13 and under) Walk/Jog Division

Page 9

G. Western Pleasure - Y (13 and Under) Walk/Jog/Lope Division

Page 9-10

H. Western Walk/Trot Only (13 and Under) Division

Page 10

I. Lead-line Performance/Equitation Division

Page 10

J. Speed - A Walk/Trot Division

Page 11

K. Speed - A Division -

Page 11

L. Speed - B (14 - 18) Walk/Trot Division

Page 11

M. Speed - B (14 - 18) Walk/Trot Division

Page 11-12

N. Speed - Y (13 and Under) Walk/Trot

Page 12

O. Speed - Y (13 and Under)

Page 12

P. Speed Walk/Trot Only (13 and Under)

Page 12

Q. Speed Lead-line Division

Page 13

R. Special Need Riders Division

Page 13

#### II. OTHER DIVISIONS

Page 13

a. Green Horse Western/English Division

Page 13

b. All Age Ranch Horse Walk-Trot Division

Page 13

c. All Age Ranch Horse Walk-Trot-Lope

Page 13

d. Miniature Horse Division

Page 14

e. All Age In-Hand Trail III. HORSES

Page 14

#### III. Horses

Page 14

#### IV. Awards

Page 14

#### V. SCHEDULING OF SHOWS

Page 14

#### VI. PUBLICITY

Page 14-15

#### VII. RING SIZE

Page 15

#### VIII. JUDGES

Page 15-16

#### IX. STEWARDS

Page 17-18

#### X. CONDUCT AT Rockin' A -APPROVED SHOWS

Page 18

#### XI. ABUSE OF HORSES

Page 18

#### XII. FALLS

Page 19

#### XIII. EXHIBITORS AND THEIR RESPONSIBILITIES

Page 19

#### XIV. IDENTIFICATION NUMBERS

Page 19

#### XV. ATTIRE

Page 19

#### XVI. CONDITION OF TACK AND APPAREL

Page 19

<b>XVII. MINIMUM CLASS SIZE</b>	Page 20
<b>XVIII. TIE SCORE</b>	Page 20
<b>XIX. TIMERS AND WATCHES</b>	Page 20
<b>XX. STALLIONS</b>	Page 20
<b>XXI. COGGINS</b>	Page 20
<b>XXII. HOLD HARMLESS</b>	Page 20

## **SECTION TWO**

<b>WESTERN PERFORMANCE CLASSES</b>	Page 21
------------------------------------	---------

<b>I. GENERAL INSTRUCTIONS AND APPOINTMENTS</b>	Page 21-22
<b>II. WESTERN PERFORMANCE AND SCORING</b>	Page 22
A. Western Pleasure Class	Page 22
B. Showmanship At Halter	Page 23
C. Horsemanship	Page 23
D. Western Trail Class	Page 23
• Symbols used to represent each gait	Page 23
1. Class judged on performance of horse over obstacles	Page 23
2. The course to be used must be posted	Page 23-24
3. Deductions will result from the following:	Page 24
4. Management, when setting courses,	Page 24
5. At least five obstacles must be used.	Page 24
6. Examples of Possible Trail Obstacles:	Page 24
7. Unacceptable Obstacles:	Page 24-25
8. By-passing an obstacle does not eliminate the entry.	Page 25

## **SECTION THREE**

<b>RANCH HORSE CLASSES</b>	Page 26
----------------------------	---------

<b>I. RANCH HORSE DIVISION ALL AGES</b>	Page 26
A. Ranch Horse Pleasure	Page 26
B. JUDGING GUIDELINES GAITS-RANCH RIDING / RANCH PLEASURE.	Page 26-27
C. Ranch Riding	Page 27
I. Class Requirements: RANCH RIDING (pattern class)	Page 27
II. Ranch Riding Penalties. A contestant shall be penalized each time the following occur:	Page 27
1) One (1) point penalties	Page 27
2) Three (3) point penalties	Page 27-28
3) Five (5) point penalties	Page 28
4) Ten (10) point	Page 28

5) OFF PATTERN (OP)	Page 28
6) DISQUALIFIED (DQ)	Page 28
D. Ranch Trail	Page 29
1) ECRRRA Acceptable Obstacles and Maneuvers.	Page 29
2) Prohibited obstacles:	Page 29-30
3) RANCH TRAIL CLASSES Credits and Penalties.	Page 30
4) RANCH TRAIL CLASSES Penalties.	Page 30
a) 1 Point Penalties:	Page 30
b) 3 Point Penalties:	Page 30
c) 5 Point Penalties:	Page 30
d) 10 Point Penalty:	Page 30
e) Disqualification (DQ):	Page 30-31
E. Ranch Round Up	Page 31
1. Penalties	Page 31
Pattern No. 1	Page 32
Pattern No. 2	Page 33
Pattern No. 3	Page 34
Pattern No. 4	Page 35
Pattern No. 5	Page 36
Pattern No. 6	Page 37
Pattern No. 7	Page 38
Pattern No. 8	Page 39

## SECTION FOUR

MINIATURE HORSE CLASSES	Page 40
I. MINIATURE HORSE DIVISION	Page 40
A. Mini Horse Showmanship:	Page 40
B. Mini Horse Halter:	Page 40
C. Mini Horse Trail:	Page 40

## SECTION FIVE

IN-HAND CLASSES	Page 41
I. IN-HAND TRAIL	Page 41
A. GENERAL CLASS RULES.	Page 41
1. WILLINGNESS/NEGOTIATION	Page 41
2. PENALTIES	Page 41
3. COURSE REQUIREMENTS.	Page 41-42
4. SCORING SYSTEM.	Page 42
5. OBSTACLE REQUIREMENTS.	Page 42

- a) MANDATORY IN-HAND TRAIL OBSTACLES. Page 42-43
- b) OPTIONAL OBSTACLES, BUT NOT LIMITED TO: Page 43
- c) UNACCEPTABLE OBSTACLES FOR IN-HAND TRAIL. Page 43

## SECTION SEVEN

- HALTER CLASSES Page 43
- I. CLASSES Page 43-44
  - Halter - Ponies (under 14.2 hands)
  - Halter - 2 years old and under
  - Adult Halter- 3 & Over
  - Youth Halter- 3 & Over
- II. PERFORMANCE AND SCORING Page 44

## SECTION EIGHT

- LEAD-LINE AND BEGINNER WALK TROT Page 44
- I. LEAD-LINE CLASSES Page 44
  - A. Instructions and Appointments Page 44
  - B. Performance and Scoring Page 45
    - I. Lead-line Performance Horsemanship /Equitation Division: Page 45
      - 1. Lead-line - Attached Page 45
      - 2. Lead-line - Detached Page 45
      - 3. Lead-line - Trail Page 45
    - II. Lead-line Speed Division: Page 45
      - 1. Lead-line - Plug Page 45-46
      - 2. Lead-line - Barrels Page 46
      - 3. Lead-line - Versatility Page 46

## SECTION NINE

- TIMED/ SPEED EVENTS Page 46
- I. GENERAL INSTRUCTIONS AND APPOINTMENTS Page 46-47
- II. PERFORMANCE AND SCORING Page 47

A. Barrels	Page 47
B. Poles	Page 48
C. Plug Race	Page 48
D. Versatility Speed Class	Page 48
1. Pick A Lock	Page 48
2. Flag Race	Page 49
3. Texas Barrels	Page 49
4. Bleeding Heart	Page 49

## **SECTION TEN**

MISCELLANEOUS CLASSES	Page 50
I. MISCELLANEOUS CLASSES	Page 50

## PURPOSE OF THE ROCKIN' A

Rockin'A is a new horse show series, catering to all western, speed, and ranch riders. Skill levels are from beginner to advance. A new show series that the whole family can participate in.

Rockin' A is to establish, stimulate, and promote interest in horses, horsemanship, and horseback riding as a recreational activity and to encourage and facilitate the training of show horses in the state of Maryland.

To establish uniform rules and recommendations for showing and judging horse show classes and to encourage adherence to them.

To bring about through the correct handling of horses at shows a greater appreciation of the many admirable qualities of horses by riders, owners, and spectators.

### SECTION ONE

#### GENERAL RULES AND RECOMMENDATIONS

##### **I. AGE DIVISIONS** - The following divisions are available:

- Western Pleasure - A Walk/Jog
- Western Pleasure - A Walk/Jog/Lope
- Western Pleasure - Adult Novice
- Western Pleasure - B (14 - 18) Walk/Jog
- Western Pleasure - B (14 - 18) Walk/Jog/Lope
- Western Pleasure - Y (13 & Under) Walk/Jog
- Western Pleasure - Y (13 & Under) Walk/Jog/Lope
- Western Pleasure - Walk/Trot Only (13 & Under)
- Western Pleasure - Lead-line (8 and under)
- \*\*\*\*\*
- Speed - A Walk/Trot
- Speed - A
- Speed - B (14 -18) Walk/Trot
- Speed - B (14 -18)
- Speed - Y (13 & Under) Walk/Trot
- Speed - Y (13 & Under)
- Speed - Walk/Trot Only (13 & Under)
- Speed - Lead-line (8 and under)
- \*\*\*\*\*Special Need Riders\*\*\*\*\*

An exhibitor may ride in only one age-restricted division at a time, except where otherwise specified.

Anyone can school in their own division – must turn number over (ex: to use two hands).

**Approved safety helmets are mandatory for all youth under 18 years of age when mounted. ASTM/SEI Approved helmets are recommended for all riders.**

Any Special Needs rider in a certified therapeutic riding program can ride in any division appropriate to their skill level. They will be placed separately from the rest of the class

For reference purpose only: A = Adult, B = Youth (14-18), Y = Youth (13 and Under),  
Walk/Trot = Youth (13 and Under WALK-TROT ONLY)

- A. Western Pleasure – A Walk/Jog Division** - exhibitors must have reached their 19<sup>th</sup> birthday on or before January 1<sup>st</sup> of the current year. This will be a two-gaited division, requiring a Walk/Jog and/or other gait.

Adult Western Division exhibitors may also participate in Western Adult Walk/Jog/Lope, Adult Speed, Halter, In-Hand, All-Age Ranch, All-Age Ranch Walk/Trot, & any open classes.

Cross-entry between Western – A Walk/Jog and Western Adult Novice is acceptable.  
***However, if riding in the Western Adult Novice classes, this makes you ineligible for any classes that have a “lope and/or other gait” in them.***

Cross-entry in all age-restricted Youth divisions is prohibited.

- B. Western Pleasure – A Walk/Jog/Lope Division** - exhibitors must have reached their 19<sup>th</sup> birthday on or before January 1<sup>st</sup> of the current year. This will be a three-gaited division, requiring a walk, trot/jog, and lope.

Adult Western Division exhibitors may also participate in Western Adult Walk-Trot, Adult Speed, Halter, In-Hand, All-Age Ranch, All-Age Ranch Walk-Trot, and any open classes.

Cross-entry between Western Adult Novice and all age-restricted Youth divisions is prohibited.

- C. Western Pleasure Adult Novice Division** - exhibitors must have reached their 19<sup>th</sup> birthday on or before January 1<sup>st</sup> of the current year. This will be a three-gaited division, requiring a walk, jog, and lope; however, the lope will not be required in all classes.

A Western Pleasure Adult Novice exhibitor is eligible if the following specifications are met:

1. Must not have shown, judged, trained or assisted in training a horse or rider for remuneration, monetary or otherwise, either directly or indirectly.
2. A Western Pleasure Adult Novice who chooses to move up to Western Pleasure - A Walk/Jog/Lope division in mid-season will not be allowed to move back at any time

Western Pleasure Adult Novice exhibitors may also participate in Western Pleasure - A Walk/Jog only, Speed – A Walk/Trot division (only), Halter, In-Hand, All-Age Ranch, All-Age Ranch Walk-Trot, and any open classes.



Cross-entry between Western Adult Novice and any "A" division lope classes and any all age-restricted Youth divisions is prohibited.

- D. Western Pleasure - B (14 - 18) Walk/Jog Division** - must not have reached their 19<sup>th</sup> birthday of January 1<sup>st</sup> of the current year. This will be a three-gaited division, requiring a Walk/Jog and/or other gait.

Western B (14 - 18) Walk/Jog Division exhibitors may also participate in Western B (14 - 18) Walk/Jog Lope Division, Speed B (14 - 18) Walk/Trot/Jog and Walk/Trot/Jog /Lope and/or other gait, Halter, In-Hand, All-Age Ranch, All-Age Ranch Walk/Trot, & any open classes.

Cross-entry between any other "age restricted" classes, and all adult-restricted divisions is prohibited.

***Anyone 18 years of age & Under, participating in any Youth Divisions, must wear an ASTM/SEI Approved helmet.***

- E. Western Pleasure - B (14 - 18) Walk/Jog/Lope Division** - must not have reached their 19<sup>th</sup> birthday of January 1 of the current year. This will be a three-gaited division, requiring a Walk/Jog/Lope.

Western Pleasure B (14 - 18) Walk/Jog/Lope exhibitors may also participate in Western Pleasure B (14 - 18) Walk/Jog Division, Speed B (14 - 18) Walk/Trot/Jog and/or other gait, and Speed B (14 - 18,) Halter, In-Hand, All-Age Ranch, All-Age Ranch Walk/Trot, & any open classes.

Cross-entry between any B (14 thru 18) and any other "age restricted" classes, and all adult-restricted divisions is prohibited.

- F. Western Pleasure - Y (13 and under) Walk/Jog Division** - must not have reached their 14<sup>th</sup> birthday of January 1<sup>st</sup> of the current year. This will be a two-gaited division, requiring a Walk/Jog and/or other gait.

Western Pleasure Y (13 and under) Walk/Jog Division exhibitors may also participate in Western Youth (13 and Under) Division, Speed B (including) Walk/Trot/Jog /Lope and/or other gait, All-Age Ranch, All-Age Ranch Walk/Trot, and Halter, In-Hand, All-Age and open classes.

Cross-entry between Western Youth (13 and Under) and any other "age restricted" classes, and all adult-restricted divisions is prohibited.

***Anyone 18 years of age & Under, participating in any Youth Divisions, must wear an ASTM/SEI Approved helmet.***

- G. Western Pleasure - Y (13 and Under) Walk/Jog/Lope Division** - must not have reached their 14<sup>th</sup> birthday of January 1 of the current year. This will be a three-gaited division, requiring a Walk/Trot/Jog /Lope and/or other gait

Western Pleasure Y (13 and Under) Walk/Jog/Lope Division exhibitors may also participate in Western Youth Walk/Jog (13 and Under) Division, Speed B (including) Walk/Trot/Jog /Lope and/or other gait, Age Ranch, All-Age Ranch Walk/Trot, and Halter, In-Hand, All-Age and open lasses.

Cross-entry between Youth B (13 and Under) Division and any other "age restricted" classes, and all adult-restricted divisions is prohibited.

***Anyone 18 years of age & Under, participating in any Youth Divisions, must wear an ASTM/SEI Approved helmet.***

- H. Western Walk/Trot Only (13 and Under) Division** - must not have reached their 14<sup>th</sup> birthday of January 1<sup>st</sup> of the current year. This will be a two-gaited division, requiring a Walk/Jog and/or other gait.

Western Walk/Trot Only (13 and Under) Division exhibitors may also participate in Western Youth Walk/Jog (13 and Under) Division, Speed Youth Walk/Trot/Jog and/or other gait, All-Age Ranch, All-Age Ranch Walk/Trot, and Halter, In-Hand, All-Age and open lasses.

Cross-entry between Western Walk/Trot (13 and Under) and any other "age restricted lope classes", and all adult-restricted divisions is prohibited.

***Anyone 18 years of age & Under, participating in any Youth Divisions, must wear an ASTM/SEI Approved helmet.***

- I. Lead-line Performance/Equitation Division** - exhibitors must not have reached their 9<sup>th</sup> birthday by January 1<sup>st</sup> of the current year.

Lead-line exhibitors may also participate in Lead-line Speed, Halter, Youth 13 & Under Walk-Trot Showmanship, In-Hand and Open classes which do not require any gait faster than a jog or trot.

Lead-line Performance/Equitation exhibitors may be asked to walk, back and stop. They may not be asked for any gait faster than a walk. At the discretion of the Board of Directors, a separate Lead-line classes may be offered at any given show season for specified age groups under the age 6 years of age and under. All age classifications are based on child's age as of January 1<sup>st</sup> of the current year.

Lead-line Division handler must be 14 years of age or older. If handler is under the age of 18, the handler must wear a ASTM/SEI Approved helmet for Lead-Line purpose only.

Western and English exhibitors will participate in the same classes.

***Anyone 18 years of age & Under, participating in any Youth Divisions, must wear an ASTM/SEI Approved helmet.***

- J. Speed – A Walk/Trot Division** - exhibitors must have reached their 19<sup>th</sup> birthday on or before January 1<sup>st</sup> of the current year. This will be a two-gaited division, requiring a walk /jog and/or other gait.

Speed A Walk/Trot Division exhibitors may also participate in Adult Speed, Western Adult Walk/Jog and Walk Jog/Lope, Halter, In-Hand, All-Age Ranch, All-Age Ranch Walk/Trot, & any open classes.

Cross-entry between Speed A Walk/Trot and/or other gait and Western Adult Novice is acceptable. However, ***if riding in the Western Adult Novice classes, this makes you ineligible for any classes that have a “lope and/or other gait” in them.*** Cross-entry in all age-restricted Youth divisions is prohibited.

- K. Speed - A Division** - exhibitors must have reached their 19<sup>th</sup> birthday on or before January 1<sup>st</sup> of the current year. This will be a three-gaited division, requiring a Walk/Trot/Jog /Lope and/or other gait.

Speed A exhibitors may also participate in Speed A Walk/Trot, Western Pleasure A Walk/Jog, and Walk/Jog/Lope and/or other gait classes, Halter, In-Hand, All-Age Ranch, All-Age Ranch Walk-Trot, and any open classes.

Cross-entry between Western A Speed and Western Adult Novice and all age-restricted Youth divisions is prohibited.

- L. Speed – B (14 - 18) Walk/Trot Division** - exhibitors must have reached their 18<sup>th</sup> birthday on or before January 1<sup>st</sup> of the current year. This will be a two-gaited division, requiring a Walk /Jog and/or other gait.

Speed B (14 - 18) Walk/Jog Division exhibitors may also participate in Speed B, Western B (14 thru 18) Walk /Jog and Walk/Jog/Lope, Halter, In-Hand, All-Age Ranch, All-Age Ranch Walk/Trot, & any open classes.

Cross-entry between Youth B (14 thru 18) Speed and any other “age restricted” classes, and all adult-restricted divisions is prohibited.

***Anyone 18 years of age & Under, participating in any Youth Divisions, must wear an ASTM/SEI Approved helmet.***

- M. Speed – B (14 - 18) Walk/Trot Division** exhibitors must have reached their 18<sup>th</sup> birthday on or before January 1<sup>st</sup> of the current year. This will be a three-gaited division, requiring a Walk/Trot/Jog /Lope and/or other gait.

Speed B (14 - 18) Division exhibitors may also participate in Speed B Walk/Jog (14 - 18) Division, Western Pleasure B (14 thru 18) Walk /Jog and Walk/Jog/Lope, Halter, In-Hand, All-Age Ranch, All-Age Ranch Walk/Trot, & any open classes.

Cross-entry between Speed B (14 - 18) Division and any other “age restricted” classes, and all adult-restricted divisions is prohibited.

***Anyone 18 years of age & Under, participating in any Youth Divisions, must wear an ASTM/SEI Approved helmet.***

- N. Speed - Y (13 and Under) Walk/Trot Division** - exhibitors must have reached their 14<sup>th</sup> birthday on or before January 1<sup>st</sup> of the current year. This will be a two-gaited division, requiring a Walk /Jog and/or other gait.

Speed Y (13 and Under) Walk/Jog Division exhibitors may also participate in Speed Youth, Western Youth (13 and Under) Walk /Jog and/or other gait and Walk/Jog/Lope, Halter, In-Hand, All-Age Ranch, All-Age Ranch Walk/Trot, & any open classes.

Cross-entry between Youth B (13 and Under) Speed and any other “age restricted” classes, and all adult-restricted divisions is prohibited.

***Anyone 18 years of age & Under, participating in any Youth Divisions, must wear an ASTM/SEI Approved helmet.***

- O. Speed - Y (13 and Under) Division** exhibitors must have reached their 14<sup>th</sup> birthday on or before January 1<sup>st</sup> of the current year. This will be a two-gaited division, requiring a Walk /Jog and/or other gait.

Speed Y (13 and Under) Division exhibitors may also participate in Speed Youth Walk/Jog (13 and Under) Division, Western Youth (13 and Under) Walk /Jog and/or other gait and Walk/Jog/Lope, Halter, In-Hand, All-Age Ranch, All-Age Ranch Walk/Trot, & any open classes.

Cross-entry between Youth B (13 and under) Division and any other “age restricted” classes, and all adult-restricted divisions is prohibited.

***Anyone 18 years of age & Under, participating in any Youth Divisions, must wear an ASTM/SEI Approved helmet.***

- P. Speed Walk/Trot Only (13 and Under) Division** - exhibitors must have reached their 14<sup>th</sup> birthday on or before January 1<sup>st</sup> of the current year. This will be a two-gaited division, requiring a Walk /Jog and/or other gait.

Speed Walk/Trot Only (13 and Under) Division exhibitors may also participate in Speed Youth, and Western Youth (13 and Under) Walk /Jog and/or other gait, Halter, In-Hand, All-Age Ranch, All-Age Ranch Walk/Trot, & any open classes.

Cross-entry between Youth (13 and Under) Walk/Trot and any other “age restricted lope classes”, and all adult-restricted divisions is prohibited.

***Anyone 18 years of age & Under, participating in any Youth Divisions, must wear an ASTM/SEI Approved helmet.***

**Q. Speed Lead-line Division** - exhibitors must not have reached their 9<sup>th</sup> birthday by January 1<sup>st</sup> of the current year.

Lead-line exhibitors may not compete in any gait faster than a walk or controlled jog/trot. NO LOPE/CANTER ALLOWED. Lead-line exhibitors may also participate in Lead-line Performance/Equitation Halter, Youth 13 & Under Walk-Trot Showmanship, In-Hand and Open classes which do not require any gait faster than a jog or trot.

At the discretion of the Board of Directors, a separate Lead-line classes may be offered at any given show season for specified age groups under the age 6 years of age and under. All age classifications are based on child's age as of January 1<sup>st</sup> of the current year.

Lead-line Division handler must be 14 years of age or older. If handler is under the age of 18, the handler must wear a ASTM/SEI Approved helmet for Lead-Line purpose only.

Western and English exhibitors will participate in the same classes.

***Anyone 18 years of age & Under, participating in any Youth Divisions, must wear an ASTM/SEI Approved helmet.***

**R. Special Need Riders Division** – Special needs Riders in a certified therapeutic riding program can ride in any division appropriate to their skill level. They will be placed separately from the rest of the class.

**II. OTHER DIVISIONS** - The following non-age-restricted divisions are available: Green Horse, All-Age Ranch Walk-Trot, All-Age Ranch Walk-Trot- Lope, and Miniature Horse, In-Hand Trail. Class(es) may be offered as a non-point class at the Board of Director's discretion, if interest warrants.

***Anyone 18 years of age & Under, participating in any Youth Divisions, must wear an ASTM/SEI Approved helmet.***

**A. Green Horse Western/English Division** - Horses, may be any age, but must be in their first two years of showing under saddle. Horses can cross-enter into other divisions as long as rider otherwise meets eligibility. Open to any age riders. Classes are to be Western/English Pleasure Walk/Jog-Walk/Trot, Western/English Pleasure Walk/Jog/Lope-Walk/Trot/Canter, Western/English Trail Walk/Jog-Walk/Trot.

**B. All Age Ranch Horse Walk-Trot Division** - Horses can cross-enter into other divisions as long as rider otherwise meets eligibility. Open to any age rider. Classes are to be Ranch Rail Pleasure Walk/Trot, Ranch Riding Walk/Trot, Ranch Trail Walk/Trot and Ranch Round Up Walk/Trot

**C. All Age Ranch Horse Walk-Trot-Lope Division** - Horses can cross-enter into other divisions as long as rider otherwise meets eligibility. Open to any age rider. Classes are to be Ranch Rail Pleasure Walk/Trot/Lope, Ranch Riding Walk/Trot/Lope, Ranch Trail Walk/Trot/Lope and Ranch Round Up Walk/Trot/Lope.

- D. Miniature Horse Division** -Open to any age handler. Open to any miniature, registered or not, with a maximum height of 40 inches. Horses can cross-enter into other divisions as long as rider otherwise meets eligibility, and, if ridden, is ridden by a suitable rider. Classes are to be Mini Horse Showmanship, Mini Horse Halter and Mini Horse Trail.
- E. All Age In-Hand Trail** – Open to any age handler. Open to any horse, registered or not. Horses can cross-enter into other divisions as long as rider otherwise meets eligibility, and, if ridden, is ridden by a suitable rider

### III. HORSES

- A. There are no height restrictions for horses in any Division, except Mini Horse and Pony Halter.
- B. The only restriction on mane and tail is the prohibition of broken tails.
- C. All horses' ages are calculated as of January 1 of the current year.

### IV. AWARDS

- A. Six (6) placings presented in each class.
- B. Points are not based on entries and will be awarded as follows:

<u>First</u>	<u>Second</u>	<u>Third</u>	<u>Fourth</u>	<u>Fifth</u>	<u>Sixth</u>
7 pts.	5 pts.	4 pts.	3 pts.	2 pts.	1 pt.

- C. Team events, miscellaneous and open classes will not count as point classes.
- D. Any class judged by other than a Rockin' A approved judge will not count for points. (Exception: Speed classes monitored by the steward when the judge is otherwise occupied.) In the case of an emergency (i.e. the judge is detained or unable to judge at the last minute), a "judge for the day" can be approved by a majority vote of the Board of Directors (BOD) present.

### V. SCHEDULING OF SHOWS

- A. All point shows will be conducted on Saturday except by special permission of the Board of Directors (BOD).
- B. Rockin' A will keep a calendar of show dates.

### VI. PUBLICITY

- A. All show chairs shall cause the following message to appear on show programs and all advertising pieces in connection with any show: "All Rockin' A classes are conducted under the Rules and Regulations of ROCKIN' A.

- B. ROCKIN' A, the show management, the Carroll County Equestrian Center, or its agents will not be responsible for injury to exhibitors, spectators, horses etc. or for the loss/damage of property, trucks, trailers, etc.
- C. Valid Coggins must be available at every show.
- D. No alcoholic beverages permitted.
- E. All exhibitors are required to sign a Hold Harmless Agreement."

## **VII. RING SIZE**

- A. The recommended size for a ring is 300 feet long and 150 feet wide with a 75 foot semi-circle forming each end.
- B. In no case shall the ring be less than the minimum length and width necessary to accommodate the distances specified in the diagrams shown in this handbook. One hundred (100) feet wide by two hundred (200) feet long is the minimum usable size.

## **VIII. JUDGES**

- A. A judge for a Rockin' A point show must be deemed knowledgeable and qualified to judge all classes within the show program. The judge is expected to dress in a professional manner. Carded judges are preferred.
- B. The judge's decision will be final in all cases affecting the merits of the horse and that decision cannot be protested unless it is alleged to be in violation of the Rockin' A rules.
- C. Neither the judge nor members of his/her immediate family (son, daughter, father, mother, sister, brother,) shall exhibit or act as agents or handlers of a horse in any approved class at a show or contest at which he/she is officiating, nor may any horse be shown under the judge if that judge has been owner, trainer, or conditioner within the previous three (3) months. No exhibitor may compete in a class before a judge by whom he/she has been instructed, coached, or tutored, with or without pay, within three (3) months prior to the show. However, they may enter to school and not be judged (numbers should be turned over). The conducting of clinics or assistance in group activities, such as pony clubs where individual instruction is not given, will not be considered as instructing, coaching or tutoring. Approved judges will be allowed to show when not judging but will not be eligible for year-end awards during the year in which they have judged.
- D. It is the responsibility of the judge to prepare his/her score cards in such a way that no doubt exists about how any horse and/or rider placed in any event. Any question of clarity which cannot be made clear before the class is pinned will be cause for a review of that class.
- E. The judge will score at least seven horses in each class in order to provide a reserve should it become necessary to alter the placement of horses due to error.

- F. The show committee may send to Rockin' A any comments, either favorable or adverse, on the performance of the judge.
- G. The judge may order a horse removed from competition for bad conduct on the part of the horse or rider. The judge may also request the removal of any piece of equipment he/she feels is unsafe or inhumane. The judge may disqualify an exhibitor's mount from participation in a class based on the judgment of safety or health risk, or unsoundness. Failure to comply with his/her request will result in disqualification. Should the judge observe any abusive or inhumane treatment of mounts anywhere on the show grounds, he/she may take whatever action he/she deems necessary. This action should be consistent with the severity of the infraction and can range from requesting that the action stop to removal of the exhibitor and mount from the show grounds.
- H. The judge may order any individual removed from the proximity of the show ring for bad language, heckling, or other abuse if it is relative to the judge's performance. The Show Steward also has this authority; see Section One, XII -K.
- I. All questions regarding a judge's decision will be directed to the Show Steward first. The Show Steward will approach the judge. The judge may explain his/her decision, but he/she is not required to do so.
- J. The judge will place himself/herself in a position to see the entire performance in timed events. If he/she chooses to view the timer display, it will be made available to him. He/she may request the ringmaster to assist him/her if necessary. Also additional help may be necessary to enforce the rules in novelty classes (i.e. Musical chairs, Bareback on a Buck, etc.). However, these assistants must be selected for their integrity and knowledge.
- K. In events such as pleasure, horsemanship, and open classes where the entire class is performing at one time, the judge may be placed in an elevated position about four feet above ground level at ringside. They should place themselves so that they will have a reasonably good view of the entire ring.
- L. A judge may not socialize with exhibitors, owners, trainers, or anyone involved with the exhibition of horses or ponies. He/she may not comment about exhibitor performance to anyone except in his/her capacity as a judge until all judging for the show is over. Violation of this section will cause a judge to be suspended for a period of six months after which he/she may be put on probation for six months.
- M. A judge may not judge more than one Rockin' A point show within any 30 day period.
- N. A judge must be at least 21 years of age.



## **IX. STEWARDS**

- A. The Board of Directors will appoint a Show Steward who is a member in good standing of the Rockin' A and has a thorough knowledge of the rules and regulations as set forth in the Rockin' A handbook.
- B. The Show Steward will have a comprehensive knowledge of general horse show procedures and will be available for clarification of the rules.
- C. The responsibility for settling disputes rests with the Show Steward and all complaints pertaining to Rockin' A rules and procedures will be handled by him/her. He/she must be capable of making clear, unbiased decisions. He/she may confer with the judge and/or show committee as the case may require. Any complaint or charge made as the result of an infraction of Rockin' A rules, which cannot be resolved immediately, must be filed in writing with the President of Rockin' A or the Chief Steward within 3 days of the date of its occurrence. A hearing will then be granted in accordance with the rules as set forth in Section XIII Disputes.
- D. In classes where courses or patterns are prescribed, the Show Steward will, upon request, ascertain that they are regulation Rockin' A courses or patterns.
- E. The Show Steward may function in the role of Ring Master, assistant to the judge, or another person may fulfill this function.
- F. No score may be altered nor placing of horses be changed, except for an infraction of Rockin' A rules. Any infraction which is not detected before the exhibitors have left the ring will not be justification for changing the order of places but the points may be held upon an official complaint pending a hearing.
- G. The Show Steward may provide an exhibitor with information from the judge's score card, with the judge's permission, but on that exhibitor's performance only. **No exhibitor may see the entire score card for comparison of scores or performance.** The judge may be requested to explain his decision, but he/she is not required to do so.
- H. It shall be the responsibility of the Show Steward to advise the judge of the rules for judging as set forth in Section XI.
- I. The Show Steward is approved to judge timed events that are running concurrent with performance events that require the judge's presence. The decision of the Show Steward will be final and carry the same weight as the judge's decision.
- J. The Show Steward may order any individual removed from the proximity of the show ring for bad language, heckling, or other abuse if it is relative to the judge's performance, operation of the show, and the safety or well-being of other exhibitors. The judge has this same authority; see Section One, XI -H.

- K. Should the Show Steward observe any abusive or inhumane treatment of mounts anywhere on the show grounds, he/she may take whatever action he/she deems necessary. This action should be consistent with the severity of the infraction and can range from requesting that the action stop to removal of the exhibitor from the show grounds

#### **X. CONDUCT AT Rockin' A -APPROVED SHOWS**

- A. It is the responsibility of each member of Rockin' A , whether he/she is an exhibitor or spectator, to conduct himself/herself in such a way as to create an image of the horse enthusiast which is in keeping with the objectives and purposes of this organization.
- B. It shall be the obligation of the horse show chair to report, within 3 days after the show date, to the Show Steward any instances of willful personal conduct on the part of owners and/or exhibitors of Rockin' A -registered horses which jeopardize the safety of others or which are detrimental to the reputation of riders in general. It shall then be the duty of the BOD to provide a hearing for the persons involved and to take whatever action deemed necessary. This action may take the form of a warning, suspension, or revocation of horse registration and Rockin' A membership privileges.

#### **XI. ABUSE OF HORSES**

- A. Any rider striking, hitting or hazing his horse during a performance will be disqualified for that event, except in the case of timed events and over fences. In timed events, a crop, bat and/or spurs may be used; but if used, must be used humanely.
- B. Any tear in the flesh of the horse or bleeding as the result of the use of spurs, bat, crop, bits or any other piece of equipment shall be cause for the removal of the animal from competition for the remainder of that show.
- C. Any bit, strap, steel or wire used in conjunction with the bit, which causes bleeding from the mouth, around the mouth, or under the chin of the horse shall be cause for removal of that horse from competition for the remainder of that show.
- D. Any treatment deemed abusive by the judge, anywhere on the show grounds, will be cause for disqualification. The judge may require the removal of any piece of equipment deemed cruel or abusive. Failure to comply with the judge's request will result in disqualification.

#### **XII. FALLS**

- A. Any rider falling from his/her horse shall be disqualified from that event. Any part of the rider's body having touched the ground constitutes a fall.
- B. Any horse falling shall be disqualified from that event. The horse's haunches or shoulders touching the ground will constitute a fall. A horse is not to be considered fallen if his haunches touch the ground in a sliding stop.

### XIII. EXHIBITORS AND THEIR RESPONSIBILITIES

- A. It is the responsibility of each exhibitor to be ready and available for his/her classes. The judge shall have the right to eliminate any exhibitor who does not enter the ring within **one minute** after his/her number is called. The exhibitor, thus being eliminated, forfeits his/her entry fee.
- B. Upon call, an exhibitor must begin the performance of his/her pattern immediately.
- C. In all classes, entries will close when the first horse enters the ring.
- D. An exhibitor who withdraws from a class after judging begins forfeits his/her entry fees.
- E. Any rider may exhibit more than one horse in any individual performance class, but each horse may be shown only once in each class except in the case of a non-pointed schooling ride. In the latter instance, the exhibitor must turn their number over.
- F. When one rider is exhibiting more than one horse, the number displayed must be the number assigned to the horse being exhibited.
- G. There shall be no warm-up of horses in close proximity to the show ring and horses may not be tethered nor stood near the rail where they will distract the horses which are performing in the ring.
- H. All warm up will be done in the areas provided for that purpose.

### XIV. IDENTIFICATION NUMBERS

- A. In all classes, failure to wear a correct number in a visible manner will result in disqualification. In rail classes numbers may be worn on either the back or BOTH sides of saddle pads.

### XV. ATTIRE

- A. All exhibitors will be suitably attired for the class type. See specific rules under each type. Exhibitors will wear one number on their back or two numbers, one on each side of saddle pad. Speed riders may use one number on their saddle pad.

### XVI. CONDITION OF TACK AND APPAREL

- A. Each exhibitor will be responsible for tack and apparel that is in good working condition. A breakage in equipment will not be excusable once the course is started. However, if the horse is not on course, a period not to exceed 5 minutes will be allowed to make repairs.
- B. An accident or mishap affecting the exhibitor's apparel will be handled in the same manner as for other equipment.

**XVII. MINIMUM CLASS SIZE**

- A. One entry will constitute a class. Classes having less than 3 entries may be combined, to be run concurrently but placed separately, at the judge's discretion, providing class requirements and gaits are the same. For example: Horsemanship Youth 14-18 & Horsemanship Youth 13 & Under maybe run concurrently, but placing will remain within their respective divisions.

**XVIII. TIE SCORE**

- A. In the event of a tie scores for "Champion of the Day" or for "Reserve Champion" both exhibitors will receive a ribbon. The exhibitor who is not present forfeits his/her right to a ribbon. Lack of awareness of the points for the day is no excuse
- B. Tie scores for the annual awards at the end of the season shall remain tied. There will be no run off at the final show. However, no more than six (6) places will be given, unless two horses are tied for sixth place, in which case seven awards will be given.

**XIX. TIMERS AND WATCHES**

- A. Electronic timers may be used for all timed events. An alternative method is to have the events clocked by two persons other than the judge, using separate stop watches, using the average of the two as the official time.
- B. The Rockin' A will provide professional-type stop watches or electric timers and experienced timers if called upon.

**XX. STALLIONS**

- A. No Adult Novice or exhibitor under the age of 18 years may ride or handle a stallion in any class.

**XXI. COGGINS**

- A. Proof of a current (within 12 months) negative Coggins test must be available for each horse on the show grounds, for presentation to Rockin' A show chairperson upon request. **The show chairperson will require any horse without such to be immediately removed from the grounds.**

**XXII. HOLD HARMLESS**

- A. All exhibitors are required to sign a Hold Harmless Agreement.

## SECTION TWO

### WESTERN PERFORMANCE CLASSES

#### III. GENERAL INSTRUCTIONS AND APPOINTMENTS

- A. All general instructions and appointments apply to all age division riders in all western performance classes except where specifically stated otherwise.
- B. When riding a senior horse (6 years of age and older) one and the same hand only may be used on the reins. The hand will be around the reins. One finger between the reins is permitted. When riding with one hand using split reins, the hand not on the reins must be kept free of tack and horse at all times while the horse is performing. In the case of romel reins, the hand on the romel must be a minimum of 16" away from the rein hand.
- C. If the horse is 5 (five) years or under, or eligible for Green Horse Division, two hands shall be allowed on the reins provided the horse is outfitted using a western snaffle (no shank), or bosal. Proof of horse's age at time of registration is required. Horse's age is calculated as of January 1 of the current year.
- D. All exhibitors will be suitably attired according to the current trend in western show apparel, including long pants, and a shirt with long sleeves and a collar. Western boots must be worn. Spurs, chaps and rope may be worn at the option of the rider. Approved helmets are required for youth under 18 years of age. Adults must wear an approved helmet or western hat.
- E. Western saddles and western-style bridles are required. No rawhide or metal device will be allowed in conjunction with the bridle, bit, or curb strap. No tie down, martingale, draw reins or quirt are allowed. Type of bit is optional. No hackamores except bosals are allowed. (Bosals are allowed only on horses 5 or under, with the exception of green horses eligible for green horse division).
- F. Curb chains are permissible provided that two fingers can be placed between the chain and the horses chin, and that it is flat and at least 1/2 inch in width.
- G. The mount must be in acceptable condition, well-groomed and properly trimmed.
- H. During performance in a class on the rail, the horse is reversed by turning away from the rail towards the center of the ring. Horses may not cross over the ring when reversing.
- I. A judge may not call for reversing the ring at a lope or a hand gallop when there are more than 10 horses in the ring.

- J. Rockin' A recommends that a judge consider splitting a western pleasure class into two sections if there are 22 entries or more. After each section has been worked and judged, the judge may ask for a final go-round consisting of entries from both sections.

## II. WESTERN PERFORMANCE AND SCORING

- A. **Western Pleasure Class** – The horses will be shown on the rail and in a group at the gaits appropriate for the division and at each required gait in both directions of the ring on a reasonably-loose rein with light contact. Faults will be scored according to severity: being on the incorrect lead, excessive speed, breaking gait, excessive slowness at any gait and/or loss of forward momentum (especially when resulting in an artificial gait at the lope), excessive delay in taking up gaits as called for, touching horse or saddle with free hand, horse's head carried too high or too low (ex: the tip of the ear below the withers), over-flexing and/or nose behind the vertical, excessive nosing out, opening mouth excessively, stumbling, use of spurs in front of the girth, any horse appearing sullen, lethargic, emaciated, drawn or overly-tired, quick, choppy strides, and reins draped beyond the point where a light contact can be maintained. Horses can be asked to back easily, stand quietly, transition from any gait into any other gait, extend any gait, and reverse at any gait at the discretion of the judge. When asked for a reverse at a lope, a rider may use either a simple or flying lead change. This class is to be judged on the performance, condition and ability of the horse. An "ideal" western pleasure horse is described as an animal with a free-flowing stride of reasonable length in keeping with its conformation. The horse should cover a reasonable amount of ground with little effort. The horse should have a balanced, flowing motion, while exhibiting correct and true gaits that are of the proper cadence. The quality of gaits and consistency of movement are major considerations. The horse should carry the head and neck in a relaxed, natural position, with its poll level with or slightly above the level of the withers. The horse should not carry the head behind the vertical, giving an appearance of intimidation or be excessively nosed out, giving a resistant appearance. The horse's head should be level, or somewhat above, with his poll softly flexed, being lightly "on the bit", his nose at or slightly in front of the vertical, with a bright expression and ears alert. The horse should be shown on a reasonably loose rein with light contact and control. The horse should be responsive, yet smooth, in transitions as called. When asked to extend, the horse should move out with the same flowing motion. Maximum credit should be given to the quiet, relaxed, balanced and willing horse that gives an appearance of being fit and a pleasure to ride. Consistency of gait, proper cadence, and willingness to perform in a quiet and relaxed manner are to be emphasized over beautiful movement.
- B. **Showmanship At Halter** - Exhibitor will enter the ring leading the horse at an alert walk and proceed around the ring as directed by the judge. Walk on the left side of the horse holding the lead shank in the right hand near the halter. The remaining portion of the lead is held neatly and safely in the left hand. The horse shall lead readily at the walk and jog. Continue to walk until the judge requests that the horses to line up. Sufficient room shall be left between horses for the judge to move around with ease. The judge will call each exhibitor to perform individually and will judge on the ability to exhibit the horse with emphasis on alertness, condition and grooming. Horses will not be scored on conformation. The horse is considered a partner in displaying the ability of the handler. If a chain is used, it may only be under the chin. It may not be over the lip or nose.

- C. **Horsemanship** - The rider will be judged as the horse is shown at gaits appropriate for the division in which they are showing. The judge will request each exhibitor to execute a pattern individually. Rail work may not be required. Results as shown by the performance of the horse are not considered more important than the method used by the rider in obtaining them. Exhibitors may be requested to perform other movements at the discretion of the judge. Change of mounts among exhibitors may not be requested. The judge may ask questions of the riders on the anatomy of the horse, tack, or horsemanship. Replies will be considered in determining placements. Scoring will be on the performance of the rider only. The rider will be judged on hands, seat, and control of mount with emphasis on good hands. Consideration will be given to appointments of horse and rider and suitability of rider to the horse as these features are indicative of rider's knowledge of horsemanship.
  
- D. **Western Trail Class** - Horses will be worked individually all gaits as required for the division. Only the walk will be used in the Lead-line division. In-hand Trail will be limited to walk and trot. See specific division rules. All divisions will be asked to back. There will be a clearly written description of the course using the numbers for each obstacle on the written pattern. Exhibitors may walk the trail pattern without their horse, prior to the beginning of the trail classes.

➤ **The following symbols will be used to represent each gait:**

- ..... Walk
- - - - - Jog
- \_\_\_\_\_ Lope
- >>>>>>>> Back

- 1. This class will be judged on the performance of the horse over obstacles, with emphasis on manners, response to the rider and quality of movement. Credit will be given to horses negotiating the obstacles with style and some degree of speed, providing correctness is not sacrificed. Horses should receive credit for showing attentiveness to the obstacles and the capability of picking their own way through the course when obstacles warrant it, and willingly responding to the rider's cues on more difficult obstacles.

Horses shall be penalized for any unnecessary delay while approaching or negotiating the obstacles. Horses with artificial appearance over obstacles should be penalized.

Horses must not be required to work on the rail. The course must be designed, however, to require each horse to show the three gaits (walk, jog, lope), or as appropriate for that division's requirements, somewhere between obstacles as a part of its work, and quality of movement and cadence should be considered as part of the maneuver score. While on the line-of-travel between obstacles the horse shall be balanced, carrying his head and neck in a relaxed, natural position with the poll level with or slightly above the withers. The head should not be carried behind the vertical, giving the appearance of intimidation, or be

excessively nosed out, giving a resistant appearance. Gait between obstacles shall be at the discretion of the judge.

2. **The course to be used must be posted** at least one hour before scheduled starting time of the class.
3. **Deductions will result from the following:**
  - a. Second refusal
  - b. Letting go of gate or dropping rope gate
  - c. Use of either hand to instill fear or praise
  - d. Stepping outside the confines of, falling, or jumping off or out of an obstacle with more than one foot
  - e. Blatant disobedience (kicking out, bucking, rearing, striking)
  - f. Failure to complete obstacle
4. **Management, when setting courses**, should keep in mind that the idea is not to trap a horse, or eliminate it by making an obstacle too difficult. All courses and obstacles are to be constructed with safety in mind so as to eliminate any accidents. When the distances and spaces are measured between all obstacles, the inside base to inside base measurement of each obstacle considering the normal path of the horse, should be the measuring point. Enough space must be provided for a horse to jog at least 30 feet and lope at least 50 feet for the judge to evaluate these gaits.

If disrupted, the course shall be reset after each horse has worked. In the case that a combination of obstacles is used, the course cannot be reset until the contestant finishes the entire course regardless of where any disruption occurs.
5. **At least five obstacles must be used.**
6. **Examples of Possible Trail Obstacles:**
  - a. Opening, passing through, and closing gate. Use a gate which will not endanger horse or rider. If the gate has a metal, plastic or wooden support bar under the opening, contestants must work the gate moving forward through it.
  - b. Ride over at least four logs or poles. These can be in a straight line, curved, zigzag or raised. The space between the logs is to be measured and the path the horse is to take should be the measuring point. Trot-overs and lope-overs cannot be elevated in novice classes. All elevated elements must be placed in a cup, notched block, or otherwise secured so they cannot roll. The height should be measured from the ground to the top of the element. Spacing for walk-overs, trot-over and lope-over should be as follows or increments thereof:



- The spacing for walk-overs shall be 20" to 24" (50-60 cm) and may be elevated to 12" (30 cm).
  - Elevated walk-over should be at least 22" (55 cm).
  - The spacing for trot-overs shall be 3' to 3'6" (90 -107 cm) and may be elevated to 8" (20 cm).
  - The spacing for lope-overs shall be 6' to 7' (183-214 cm) or increments thereof, and may be elevated to 8" (20 cm).
- c. Backing Obstacle. Backing obstacles to be spaced a minimum of 28". If elevated, 30" spacing is required. Entrants cannot be asked to back over a stationary object such as a wooden pole or metal bar.
  - d. Back through and around at least three markers.
  - e. Back through L, V, and U straight or similar shaped course. May be elevated no more than 24".
  - f. Water hazard (ditch or small pond). No metal or slick bottom-boxes will be used.
  - g. Serpentine obstacles at walk or jog. Spacing to be a minimum of 6' for jog.
  - h. Carry object from one part of arena to another. (Only objects which reasonably might be carried on a trail ride may be used).
  - i. Ride over wooden bridge. (Suggested minimum width shall be 36" wide and at least 6' long). Bridge should be sturdy, safe and negotiated at a walk only.
  - j. Put on and remove slicker.
  - k. Remove and replace materials from mailbox.
  - l. Side-pass (may be elevated to 12" maximum).
  - m. An obstacle consisting of four logs or rails, each 5' to 7' long, laid in a square. Each contestant will enter the square by riding over log or rail as designated. When all four feet are inside the square, rider should execute a turn, as indicated, and depart.
  - n. Other safe and negotiable obstacles which should reasonably be expected to be encountered on a trail and meets the approval of the judge may be used.
  - o. A combination of two or more of any obstacle is acceptable.

## 7. Unacceptable Obstacles:

- a. Tires
- b. Animals
- c. Hides
- d. PVC Pipe
- e. Dismounting
- f. Jumps
- g. Rocking or moving bridges
- h. Water box with floating or moving parts
- i. Flames, dry ice, fire extinguisher, etc.
- j. Logs or poles elevated in a manner that permits such to roll
- k. Ground ties

## 8. By-passing an obstacle does not eliminate the entry.

- A total of three (3) refusals at any obstacle will be cause for a zero score on that obstacle.

## SECTION THREE

### RANCH HORSE CLASSES

#### I. RANCH HORSE DIVISION ALL AGES

RANCH HORSE ALL AGES will consist of two (2) separate divisions of four (4) classes each. The divisions are to be Walk-Trot All Ages and Walk-Trot-Lope All Ages. Cross-entering will be allowed. The following classes will be offered in each division: Ranch Trail, Ranch Rail Pleasure, Ranch Riding and Ranch Round Up. Exhibitors are allowed to cross enter in another division for which they are qualified. There will be NO penalty for exhibitors dismounting /mounting with a mounting block and assistance for people with a disability. **Hoof polishes, braided or banded manes, tail extensions, trimming inside of ears, silver on bridles and/or saddles are discouraged. However, these items will NOT be penalized.** Trimming bridle path, fetlocks, long facial hair and simple, workmanlike, (i.e. no-“bling”) western attire is encouraged. **However, western attire with silver trim or other embellishments will NOT be penalized.** Holding the saddle horn with either hand will NOT be penalized in any class. Riders can post or stand at the extended trot.

**ALL riders may ride 2 handed or ride with bridged reins in any legal western bit Except Open Division unless showing in a snaffle bit or bosal. (Per ECRRRA Rule Book (revised January 2020) Page 3)**

**A. Ranch Horse Pleasure** – The Ranch Horse Pleasure Class measures the ability of the horse to be a pleasure to ride while being used as a means of conveyance from one ranch task to another while riding with a group of horses or individually. The horse should be well-broke, relaxed, quiet, soft, and cadenced at all gaits. The horse should be ridden on a relatively loose rein with light contact and without requiring undue restraint. The horse should be responsive to the rider and make timely transitions in a smooth and correct manner. The horse should be soft in the bridle and yield to contact. The ideal stock horse should have a natural, level headed carriage at each gait. It will be offered both as 3- gait (walk-trot-lope) and 2-gait (walk-trot) class.

#### **B. JUDGING GUIDELINES GAITS-RANCH RIDING / RANCH PLEASURE.**

In all gaits, movement of the ranch riding horse should simulate a horse needing to cover long distances, softly and quietly, like that of a working ranch horse. The following terminology shall apply: 1 Walk-The walk is a natural, flat footed, four-beat gait. The gait is rhythmic and ground-covering. As in all gaits, the horse should display a level, or slightly above level topline with a bright, attentive expression. 2 Trot- The trot is a natural two-beat gait demonstrating more forward motion than the western jog. 3 Extended Trot- The extended trot is an obvious lengthening of the stride with a definite increase in pace. The horse should be moving in a manner as if it were covering a large area on a ranch with an above level top line. 4 Lope- The lope is a three-beat gait. The lope should be relaxed and smooth with a natural, forward moving stride. 5 Extended Lope- The extended lope is not a run or a race but should be an obvious lengthening of the stride, demonstrating a forward, working speed. The horse should display an above level top line with a bright, attentive expression. The overall cadence and performance of the gaits should be as those described above. With an emphasis on

forward movement, free-flowing, and ground covering for all gaits. Transitions should be performed where designated, with smoothness and responsiveness. Posting at the extended trot is acceptable .

**C. Ranch Riding** – The purpose of the ranch riding class is to measure the ability of the horse to be a pleasure to ride while being used as a means of conveyance from performing one ranch task to another. The horse should reflect the versatility, attitude and movement of a working ranch horse riding outside the confines of an arena. The horse should be well-trained, relaxed, quiet, soft and cadenced at all gaits. The ideal ranch horse will travel with forward movement and demonstrate an obvious lengthening of stride at extended gaits. The horse can be ridden with light contact or on a relatively loose rein without requiring undue restraint, but not shown on a full drape of reins. The overall manners and responsiveness of the ranch riding horse to make timely transitions in a smooth and correct manner, as well as the quality of the movement are of primary considerations. The ideal ranch riding horse should have a natural head carriage at each gait. Horses may be asked to walk over logs, back, reverse, sidepass, or perform a turn-around. It will be offered both as 3- gait (walk-trot-lope) and 2-gait (walk-trot) class.

**I. Class Requirements: RANCH RIDING (pattern class)**

Each horse will work a pattern individually, performing the required gait maneuvers and a minimum of three optional maneuvers. Horses will be scored on the basis of 0 to 100, with 70 denoting an average performance.

Each maneuver will receive a score that should be added or subtracted from 70 and is subject to a penalty that should be subtracted. Each maneuver will be scored on the following basis, ranging from plus 1 1/2 to minus 1 1/2.: -1 1/2 extremely poor, -1 very poor, -1/2 poor, 0 correct, +1/2 good, + 1 very good, + 1 1/2 excellent. Maneuver scores are to be determined and assessed independently of penalty points.

The required gait maneuvers will include the walk, trot, and lope both directions: and the extended trot and extended lope at least one direction; as well as stops, and back.

The optional maneuvers may include a side pass, turns of 360 degrees or more, change of lead (simple or flying), walk, trot, or lope over a log(s); or some reasonable combination of maneuvers that would be reasonable for a horse to perform or encounter during ranch work.

**II. Ranch Riding Penalties.** A contestant shall be penalized each time the following occur:

**1) One (1) point penalties**

- Too slow (per gait)
- Over-bridled (per maneuver)
- Out of frame (per maneuver)
- Break of gait at walk or trot for 2 strides or less

**2) Three (3) point penalties**

- Break of gait at walk or trot for more than 2 strides

- Break of gait at lope Wrong lead or out of lead
  - Draped reins (per maneuver)
  - Out of lead or cross-cantering more than two strides when changing leads
  - Trotting more than three strides when making a simple lead change
  - Severe disturbance of any obstacle
- 3) **Five (5) point penalties**
- Blatant disobedience (kick, bite, buck, rear, etc.) for each refusal
- 4) **Ten (10) point**
- Unnatural ranch horse appearance (Horse's tail is obvious and consistently carried in an unnatural manner in every maneuver)
- 5) **OFF PATTERN (OP)** Placed below horses performing all maneuvers:
- Eliminates maneuver
  - Incomplete maneuver.
- 6) **DISQUALIFIED (DQ)**
- Illegal equipment including hoof black, braided or banded manes, or tail extensions. (Full Slate ECRRR Shows Only)
  - Willful abuse
  - Major disobedience or schooling and lameness,
  - Fall of horse and/or rider

No specific penalties will be incurred for nicks/hits on logs or over or under spins but deduction may be made in maneuver score.

(Any rules not covered in the ECRRR rule book will refer to AQHA or SHOT rules)

**D. Ranch Trail** – The Ranch Trail Class, as the name implies, tests the horse's ability to cope with situations encountered in everyday riding. The horse is ridden through a pattern of obstacles which should nearly approximate those found during the course of everyday work. The horse/rider team is judged on the correctness, efficiency, and pattern accuracy with which the obstacles are negotiated and the attitude and mannerisms exhibited by the horse. Judging emphasis is on identifying the well-broke, responsive, well-mannered horse which can correctly navigate and negotiate the course. It will be offered both as 3- gait (walk-trot-lope) and 2-gait (walk-trot) class.

The trail course will include no less than six obstacles. Care must be exercised to avoid setting up any obstacles that may be hazardous to the horse or rider. When setting courses, management will be mindful that the idea is not to trap a horse/rider team or eliminate it by making an obstacle too difficult. All courses and obstacles are to be constructed with safety in mind so as to reduce the risk for accidents. Show committees have the option of setting up the trail course to best fit the arena conditions. The show committee, either through a pilot run or estimation, shall select a course that has a continuous, positive flow that can be negotiated in four minutes or less The course must be designed using the ECRRR acceptable obstacles and maneuvers.

### 1) ECRRA Acceptable Obstacles and Maneuvers.

- **Walk-overs** (26-30 in.), **Trot-overs** (36-42 in.), **Lope-overs** (6 to 7 feet) no more than five logs or poles no more than 10 inches high The formation can also be straight, curved, zigzagged, or raised.
- **Opening, passing through, and closing gate:** Use a gate that will not endanger horse or rider and requires minimum side passing.
- **Rope gates are acceptable Ride over wooden bridge:** Bridge should be sturdy, safe and negotiated at a walk only. Heavy plywood lying flat on the ground is an acceptable simulation of a bridge. Suggested minimum width shall be 36 inches wide and at least 6 feet long.
- **Backing obstacles:** Backing obstacles are to be spaced at a minimum of 34 inches. Back through and around at least three markers. Back through L, V, U, straight or similarly shaped.
- **Side pass obstacle:** Any object which is safe and of any length may be used to demonstrate responsiveness of the horse to leg signals. Raised side pass obstacles should not exceed 12 inches.
- **Rope drag:** *To be used for Open & Non Pro ONLY.*
- **Carry object from one part of the arena to another**
- **Remove and replace materials** from mailbox.
- **Trot through cones** *spaced a minimum of 6 feet apart.*
- **Step in and out of obstacle.**
- **Put on slicker or coat.**
- **Stand to mount with mounting block.**
- **Pick up feet.**
- **Walk through brush.**
- **Ground tie**

### 2) *Prohibited obstacles:*

- Tarps,
- water obstacles with slick bottoms,
- PVC pipe used as a jump or walk over,
- tires,
- rocking or moving bridges,
- logs or poles elevated in a manner that permits such to roll in a dangerous manner.

### 3) RANCH TRAIL CLASSES Credits and Penalties.

All runs begin upon entering the pen; any infractions (such as two hands on the reins, using either hand to instill fear or praise, etc.) are subject to penalty at that time. The rider has the option of eliminating any obstacle however this will result in being "Off Pattern" and the horse/rider team may not place above others who have completed the pattern correctly. A Judge may ask a horse to pass on an obstacle after three refusals or at any time for safety concerns. Credit is given to horse/rider teams who negotiate the obstacles correctly and efficiently. Horses should receive credit for showing attentiveness to obstacles and ability to pick through the course when the obstacles warrant it while willingly responding to riders' cues on more difficult obstacles. Quality of movement and cadence should be considered part of the maneuver score for the obstacle. Each maneuver will be scored on the following basis, ranging from plus 1 1/2 to minus 1 1/2.: -1 1/2 extremely poor, -1 very poor, -1/2 poor, 0 correct, +1/2

good, + 1 very good, + 1 1/2 excellent. Maneuver scores are to be determined and assessed independently of penalty points. Penalties are assessed as follows:

**4) RANCH TRAIL CLASSES Penalties.**

**1. 1 Point Penalties:**

- Each hit, bite, or stepping on a log, cone, plant or any component of the obstacle;
- Incorrect or break of gait at walk or trot for two strides or less;
- Both front or hind feet in a single-stride slot or space at a walk or trot;
- Skipping over or failing to step into required space;
- Split pole in lopeover;
- Incorrect number of strides, if specified;
- One step on dismount/ remount or ground tie except shifting to balance;
- Over-bridled (per maneuver).

**2. 3 Point Penalties:**

- Wrong lead;
- Draped reins;
- Break of gait at lope;
- Break of gait at walk or trot for more than two (2) strides,
- Two to three steps on dismount/remount or ground tie.

**3. 5 Point Penalties:**

- Spurring in front of cinch;
- Four or more steps on dismount or ground tie,
- Blatant disobedience; Use of either hand to instill fear/praise;
- Use of two hands (except in snaffle bit or hackamore or those classes aloud to use two hands as per ECRRRA rules) per maneuver;
- More than one finger between split reins or any fingers between romal reins (except two rein) per maneuver;
- Knocking over, stepping out of, or falling off of an obstacle;
- Dropping an object required to be carried;
- 1st or 2nd cumulative refusal;
- Letting go of gate;
- Four or more steps in dismount/remount or ground tie.

**4. 10 Point Penalty:**

- Unnatural ranch horse appearance (Horse's tail is obvious and consistently carried in an unnatural manner in every maneuver) ·
- Off-Pattern (OP): Breaking pattern;
- Repeated disobedience;
- Leaving working area before pattern is complete;
- Cannot place above others who complete pattern correctly. ·

**5. Disqualification (DQ):**

- Lameness;
- Abuse;
- Illegal equipment;
- Disrespect or misconduct;

- Fall of horse/ rider (run ends; scores will be given for work done but the horse/rider team will be disqualified and will not be placed),
- Improper western attire. ;
- Cannot place above others who complete pattern correctly.

Disqualified entries are counted as an entry in the class but cannot receive points or credits for that class toward the all around.

(Any rules not covered in the ECRRA rule book will refer to AQHA or SHOT rules)

F. **Ranch Round Up** - This is a timed event. This class is to prove the agility, versatility and the quickness of a ranch horse when called upon. Exhibitors will perform a specific pattern designed by ECRRA. The pattern must be run correctly, the fastest time wins. It will be offered both as 3- gait (walk-trot-lope) and 2-gait (walk-trot) class.

1. **Penalties:** Knock down of each obstacle will be a 5 second penalty added to the time, performing the pattern incorrectly will result in a no time and will not place. Walk Trot entries, loping more than 3 strides in a pattern will result in a NO TIME and will not place

This area was left blank intentionally

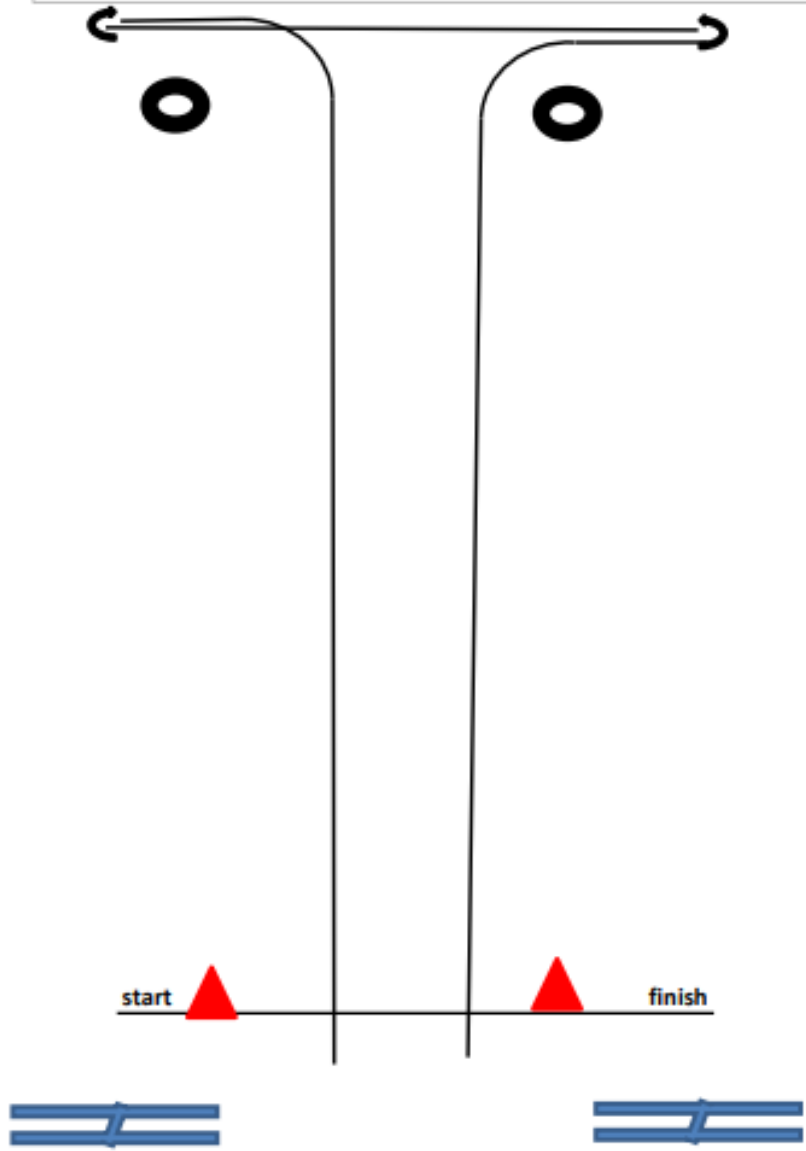
Following pages will list  
ECRRA Ranch Roundup Patterns  
No. 1 through 8



**RANCH  
ROUND UP**

**Pattern # 1**

Run up turn the Right Marker go past marker , Left Rollback, run across the top side of the markers go past Left marker, Right Rollback turn and run past finish line.. **Knockdown of any obstacle is a 5 point penalty for each knockdown, All walk trot exhibitors . loping more then 3 strides in the pattern, going off pattern is a disqualification**



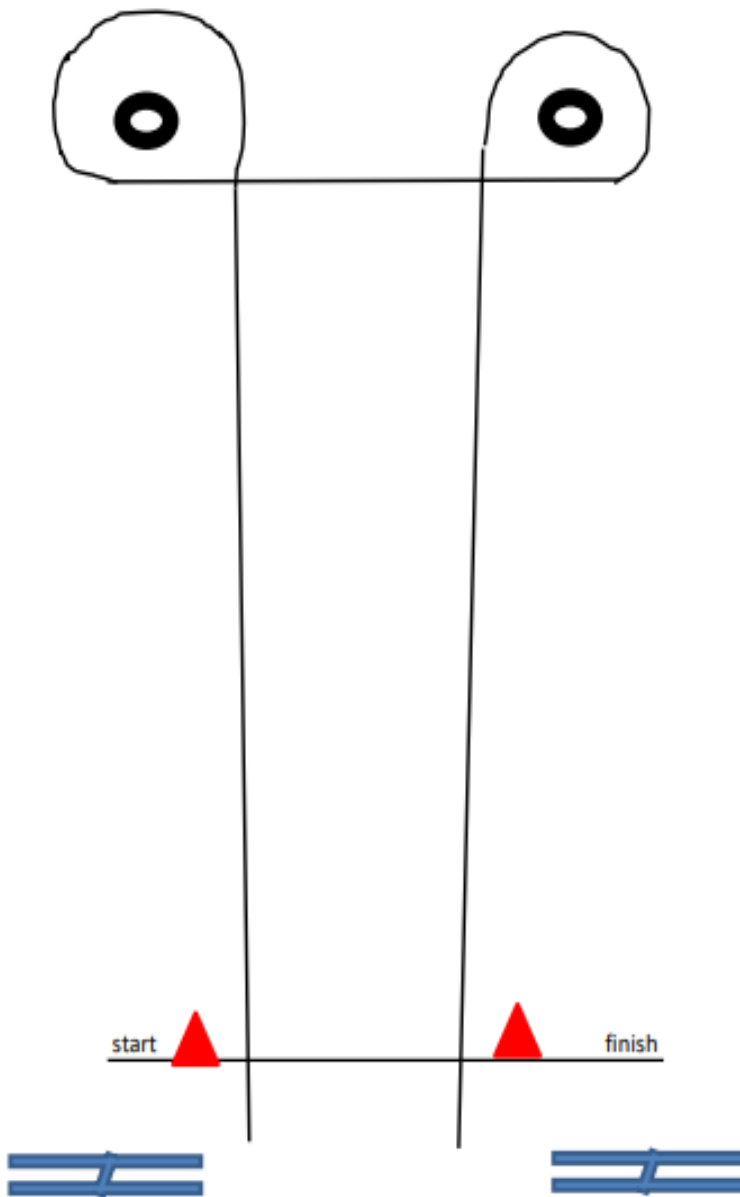




**RANCH  
ROUND UP**

**Pattern # 2**

Run pattern as drawn. May start on either side. Knockdown of any obstacle is a 5 point penalty for each knockdown, All walk trot exhibitors . loping more then 3 strides in the pattern, going off pattern is a disqualification



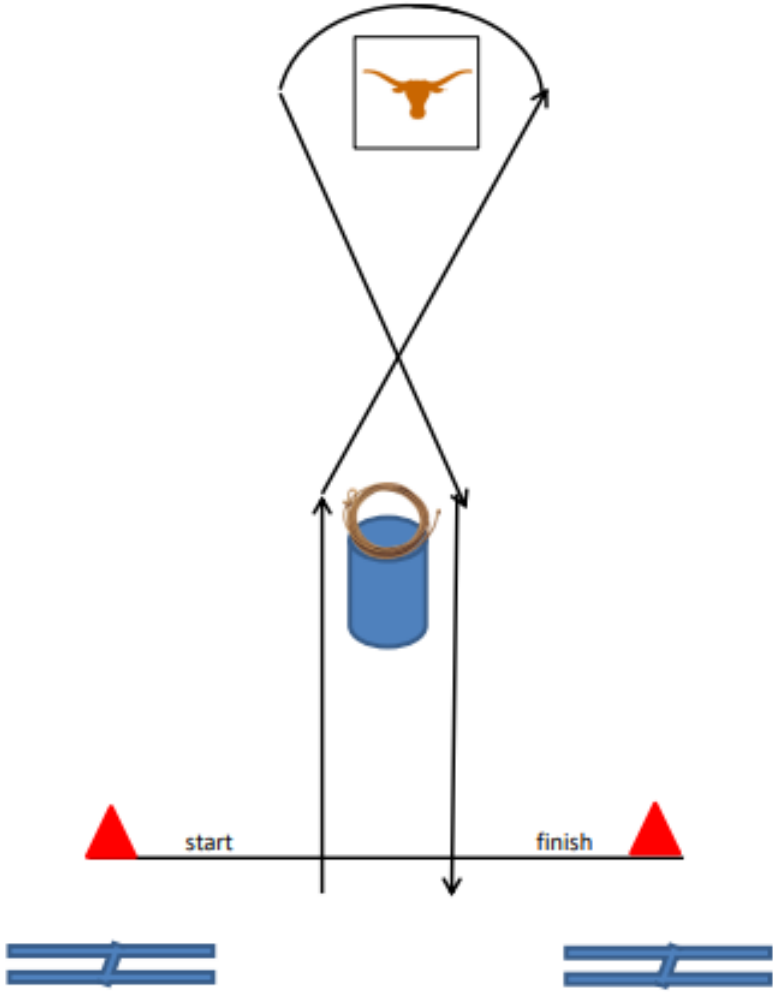


**RANCH  
ROUND UP**

**Pattern # 3**

**Cross start line. Go to either side of the barrel. Pick up rope cross line between barrel and steer . Go around steer. Cross line between barrel and steer . Go to other side of barrel return rope. Come back across finish line time ends.**

**KNOCK DOWN of any obstacle 5 sec. penalty**  
**DISQUALIFICATION :** Rope falling to ground, Off course, walk trot entries Loping more then 3 strides, Hitting horse with the rope



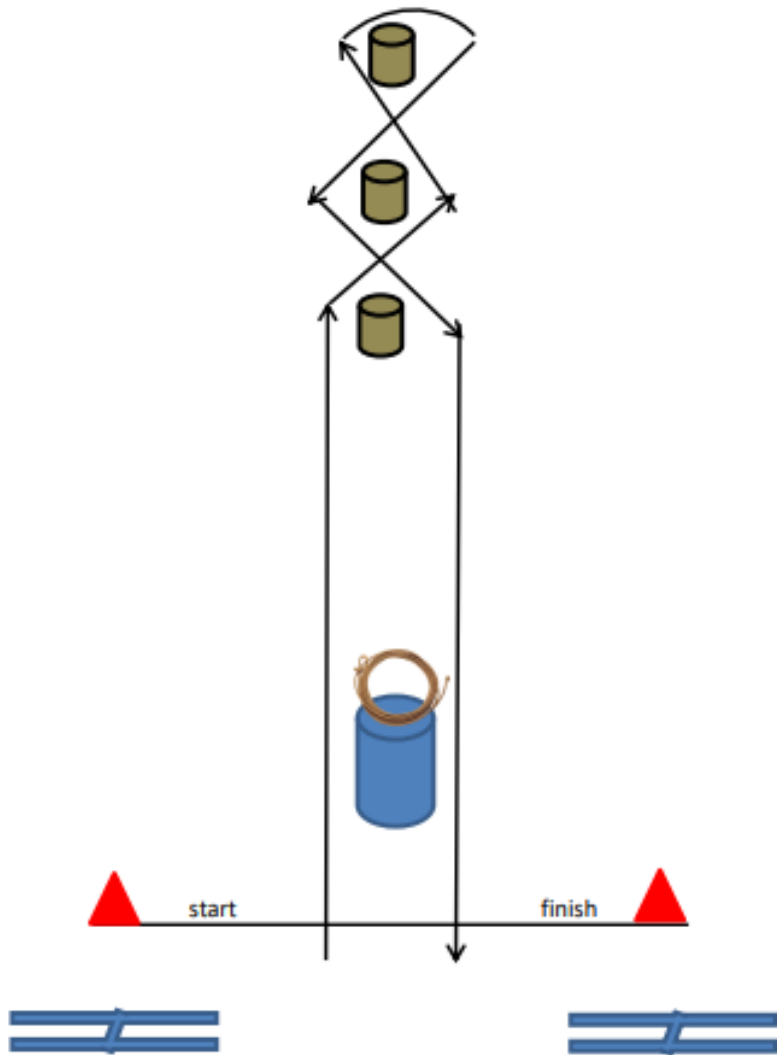


**RANCH  
ROUND UP**

**Pattern # 4**

Cross start line. Go to either side of the barrel. Pick up rope .  
Weave stumps as shown Go to other side of barrel return rope.  
Come back across finish line time ends.

**KNOCK DOWN** of any obstacle 5 sec. penalty  
**DISQUALIFICATION** : Rope falling to ground, Off course, walk trot  
entries Loping more then 3 strides, Hitting horse with rope.

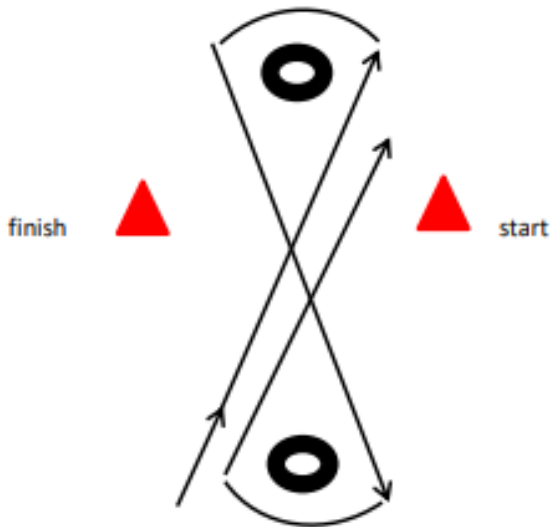




**RANCH  
ROUND UP**

**Pattern # 5**

**Start on either side. Cross the start line, turn left or right go back across the start finish line make a left or right turn so that you have made a figure 8 and cross the start finish line to end your time.  
KNOCK DOWN of any obstacle 5 sec. penalty  
DISQUALIFICATION : Off course, walk trot entries Loping more then 3 strides.**



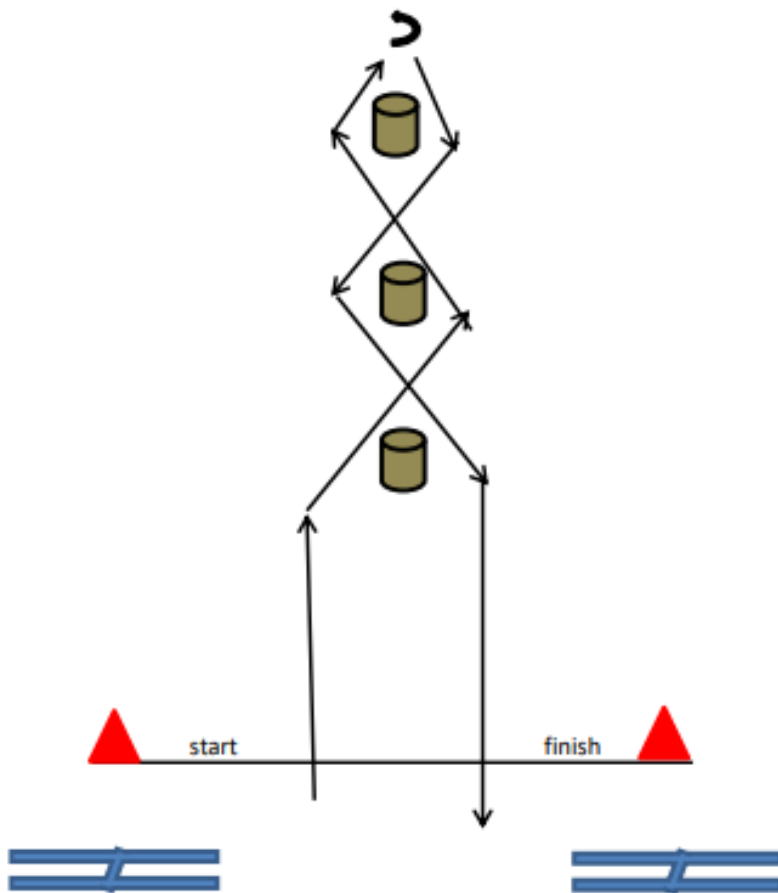


**RANCH  
ROUND UP**

**Pattern # 6**

**Cross start line. Go to Left side of marker as shown. Weave the markers as shown. after passing the last marker Roll Back Left. Then weave markers back and cross finish line**

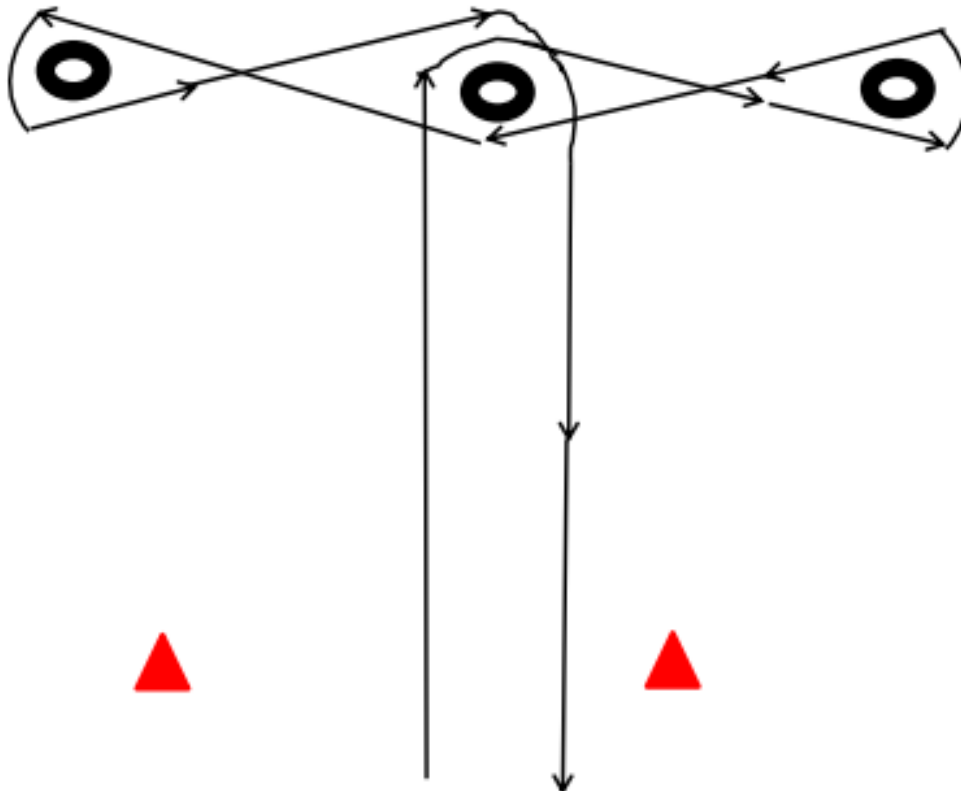
**KNOCK DOWN of any obstacle 5 sec. penalty**  
**DISQUALIFICATION : Off course, walk trot entries Loping more then 3 strides.**





**RANCH  
ROUND UP**

**Pattern # 7**



You may run pattern either direction. Cross start line. Turn around top side of middle marker go to end marker Turn around bottom side . Weave the bottom side of middle marker and then turn around the top side of the other end marker . Go to middle and turn around top side of middle marker and run across the finish line.

**KNOCK DOWN of any obstacle 5 sec. penalty**  
**DISQUALIFICATION :** Off course, walk trot entries Loping more then 3 strides.



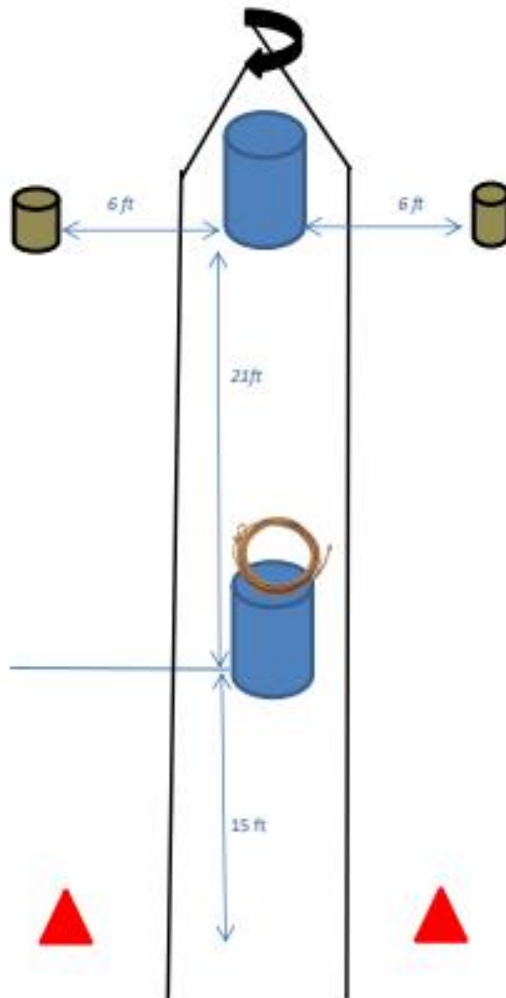
**RANCH  
ROUND UP**

**Pattern # 8**

You may start on either side. Go over the starting line pick up the rope run straight up and past the barrel and the marker . Rollback either way come back through the oppisite side of the barrel return the rope. never cross the lines of travel.

**KNOCK DOWN** of any obstacle 5 sec. penalty

**DISQUALIFICATION** : Rope falling to ground, Off course, walk trot entries Loping more then 3 strides, Hitting horse with rope.



## SECTION FOUR

### MINIATURE HORSE CLASSES

#### I. MINIATURE HORSE DIVISION

MINIATURE HORSE DIVISION is open to all ages of handlers, regardless of eligibility for other level-restricted divisions. Handlers may cross enter into other divisions. Open exclusively to miniatures with a maximum height of 40 inches. Hats, boots, and long sleeved shirts/blouses or jackets are required in all classes. This division will consist of 3 classes. These will be Mini Horse Showmanship, Mini Horse Halter and Mini Horse Trail.

- A. **Mini Horse Showmanship**: This class is judged on the exhibitor's ability to fit and show in a halter class. A pattern will be required. Show the horse to his/her advantage and keep showing until the class is dismissed. Exhibitor will enter the ring leading the horse at an alert walk and proceed around the ring as directed by the judge. Walk on the left side of the horse holding the lead shank in the right hand near the halter. The remaining portion of the lead is held neatly and safely in the left hand. The horse shall lead readily at the walk and jog. Continue to walk until the judge requests that the horses to line up. Sufficient room shall be left between horses for the judge to move around with ease. The judge will call each exhibitor to perform individually and will judge on the ability to exhibit the horse with emphasis on alertness, condition and grooming. Horses will not be scored on conformation. The horse is considered a partner in displaying the ability of the handler. If a chain is used, it may only be under the chin. It may not be over the lip or nose.
- B. **Mini Horse Halter**: This class is to be judged on conformation. Handler is not to be judged on ability. Any horse becoming loose from its handler will be disqualified. Horses will be led at a walk and jog. If all conformation factors are the same, judging preference will go to the smaller horse.
- C. **Mini Horse Trail**: The Mini Horse will be led over obstacles. The horse may be asked to walk and jog. Performance is judged over obstacles and response to handler and intelligence. Horses will not be scored on conformation. This class will be judged on the performance of the horse over obstacles, with emphasis on manners, response to the handler and quality of movement. Credit will be given to horses negotiating the obstacles with style and some degree of speed, providing correctness is not sacrificed. Horses should receive credit for showing attentiveness to the obstacles and the capability of picking their own way through the course when obstacles warrant it, and willingly responding to the handler's cues on more difficult obstacles. Horses shall be penalized for any unnecessary delay while approaching or negotiating the obstacles. Obstacles will be similar to that of the regular Trail classes.



## SECTION FIVE

### IN-HAND CLASSES

#### I. IN-HAND TRAIL

Open to any age handler. Open to any horse, registered or not. This class is designed to provide handlers the opportunity to show and promote for a performance career without undue mental and physical stress.

A. GENERAL CLASS RULES. Western or English Attire and Tack to be used. Horses are to be exhibited in a halter or bridle. A chain may be used under the jaw or over the nose only with a halter.

1. In-Hand Trail horses should exhibit calm, willing attitude while negotiating the course; demonstrate trust and confidence in the handler yet be cautious when approaching obstacles.
  - Judges should consider the overall appearance of the horse, conditioning and grooming, and the equipment in their overall scores.
  - Handler may not touch the horse.
  - Horse should display free and natural gaits.
  - Credit to be given to horses negotiating obstacles with style and some degree of speed, providing carefulness is not sacrificed. Credit to be given to horses showing capability of picking their own way through course when obstacles warrant it
2. Horses shall be penalized for unnecessary delay, displays of aggression or resentment to handler, attempting to run off or pull away from handler or breaks free of handler.
3. COURSE REQUIREMENTS.
  - Use care in setting up the course. Care must be exercised to avoid the setting up of any obstacles in a manner that may be hazardous to the horse or handler. Obstacles should be placed in such a manner that they flow from one to the other quickly and efficiently.
  - Horses are to be exhibited over the same obstacles used in riding Western Trail classes. They will be shown only at a walk and jog. They will not be required to lope
  - The course shall be reset, if disrupted, after the exhibitor finishes the entire obstacle.
  - The judge (s) must walk the course and has the right and duty to alter the course in any manner. They may remove or change any obstacle deemed unsafe or non-negotiable. If at any time a trail obstacle is deemed to be unsafe by the judge, it shall be repaired or removed from the course. If the obstacle cannot be repaired

and horses have 64 completed the course, negotiating such unsafe or unrepairable obstacle, the score for that obstacle shall be deducted from all previous goes for that class.

4. SCORING SYSTEM. Scoring will be on the basis of 0 to infinity, with 70 denoting an average performance. Each obstacle will receive an obstacle score that should be added or subtracted from 70 and is subject to a penalty that should be subtracted. Each obstacle will be scored on the followings basis, ranging from plus 1 ½ to minus 1 ½: -1 ½ extremely poor, -1 very poor, - ½ poor, 0 correct, + ½ good, + 1 very good and + 1 ½ excellent. Obstacle scores are to be determined and assessed independently of penalty points. Penalties should be assessed per occurrence as follows:

a) Zero ( 0 ) Points ~ disqualification

- Performing the obstacles other than in specified order, failure to enter, exit or work obstacle in any manner other than how it's is described, failure to follow the correct line of travel between obstacles and working outside designated boundary marker of the arena or course area.
- No attempts to perform an obstacle.
- Equipment failure that delays completion of pattern.
- Third cumulative refusal, balk, or evading an obstacle by shying or backing over entire course.
- Failure to demonstrate correct gait between obstacles as designated.
- Horse gets loose from exhibitor.
- Handling of horse from the wrong side.
- Fall of horse or handler.
- Excessive schooling, pulling turning or backing anywhere on course.
- Failure to complete obstacles.

5. OBSTACLE REQUIREMENTS. At least six obstacles must be used, three of which must be from the mandatory list of obstacles and at least three others selected from the list of optional obstacles.

a) MANDATORY IN-HAND TRAIL OBSTACLES.

- Opening, passing through, and closing a gate. Use a gate that will not endanger the horse or exhibitor. b. Exhibit over at least four logs or poles. These can be in
- Straight line, curved, zigzag or raised. The space between the logs is to be measured, and the path the horse is to take should be the measuring point. All elevated elements must be placed in a cup, notched block or otherwise secured so that they cannot roll. The height should be measured from the ground to the top of the element. Spacing for walkovers and trot-overs should be as follows or increments thereof. d. Walkovers shall be 20-24" and may be elevated up to 12". Elevated walkovers should be at least 22". e. Trot-overs shall be 36-42" and may be elevated up to 8".
- Backing an obstacle. Backing obstacles to be spaced a minimum of 28". If elevated, 30" spacing is required. Entrants cannot be asked to back over a

stationary object such as a wooden pole or metal bar. g. Back through and around at least three markers.

- Back through an L, V, U, straight or similar shaped course. May be elevated no more than 24".

b) OPTIONAL OBSTACLES, BUT NOT LIMITED TO:

- Water hazard (ditch or small pond). No metal or slick bottom boxes will be used.
- Serpentine obstacles at a walk or jog. Spacing to be a minimum of 6' for jog.
- Carry object from one part of arena to another. Only objects which reasonably might be carried on a trail ride may be used.
- Walk over a wooden bridge. Minimum width of 36" and at least 6' long. Bridge should be sturdy and safe and negotiated at a walk only.
- Put on and remove a slicker.
- Remove and replace materials in a mailbox.
- An obstacle consisting of four logs or rails, 6' to 8' long, laid in a square. Each exhibitor will enter the square by walking over the log/rail designated. When all four feet are inside the square, the exhibitor should execute a turn, as indicated, and depart.
- Any other safe and negotiable obstacle which could reasonably be expected to encounter on a trail ride and meets the approval of the judge, may be used.
- A combination of two or more of any obstacle is acceptable.

c) UNACCEPTABLE OBSTACLES FOR IN-HAND TRAIL.

- Tires
- Animals
- Hides
- PVC Pipe
- Rocking or moving bridges
- Water box with floating or moving parts
- Flames, dry ice, fire extinguishers, etc.
- Logs or poles elevated in a manner that permits such items to roll
- Ground ties

## SECTION SEVEN

### HALTER CLASSES

#### I. CLASSES

Halter - Ponies (under 14.2 hands)

Halter - 2 years old and under

Adult Halter- 3 & Over

Youth Halter- 3 & Over

- A. All horses' ages are calculated as of January 1 of the current year.
- B. General Instructions and Appointments: Handlers must be neatly and appropriately attired with regard to the horses breed or type. Horses may show in either a halter or a bridle as appropriate to breed or type.

## II. PERFORMANCE AND SCORING

- A. Horses are scored on conformation, according to structural correctness and balance.
- B. Horses will be led at a walk and jog.

The horse will be turned with the exhibitor staying on the opposite of the horse so the judge may have an unobstructed view as the horse performs

## SECTION EIGHT LEAD-LINE AND BEGINNER WALK TROT

### I. LEAD-LINE CLASSES

#### A. Instructions and Appointments

1. All exhibitors will be suitably attired according to the current trend in Western/English or Speed show apparel. For Speed riders, attire will be same as regular speed classes. Approved safety helmets are required for all riders under 18 years of age. (See specific rules for Western Performance or English Performance or Speed section.)
2. The handler must also be neatly and sensibly dressed in appropriate Western or English or Speed attire, to follow suit of rider, such as boots, cowboy or wide brim hats (no ball caps, although hats are not required), long or short-sleeved shirts, long skirt or dress, long pants. Tank tops, tee-shirts, flip flops or shorts are not acceptable show wear by the handler. This applies to all Lead-line classes.
3. The handler must be at least 14 years of age. If handler is under the age of 18, they must wear a helmet for lead line purpose only.
4. Lead-line is the only division that will allow an exhibitor to be lead and earn points.
5. For Western riders, split reins or romel reins may be used. If split reins are used, they may be fastened or knotted together to prevent the loss of a rein.
6. Points are accumulated on the rider only.

## **B. Performance and Scoring**

1. To be judged on position of hands and feet, seat (posture and correctness in the saddle) and promise of rider (some beginning ability to cue and control the mount).
2. Classes will be offered in both performance/equitation and speed. All Lead-line classes are English/ Western and riders may show in either attire. There will be 3 classes offering in each section for each speed and performance/equitation.

### **I. Lead-line Performance Horsemanship /Equitation Division:**

1. **Lead-line - Attached** class require that the mount be shown at a walk in both directions of the ring. The judge may request each rider to back his/her mount. A separate Lead-line, not the reins, must be used by the handler. The handler will keep the Lead-line attached at all times, and handler will lead the mount throughout the class. Lead-line Division handler must be 14 years of age or older. If handler is under the age of 18, the handler must wear a helmet for Lead-Line purpose only. This is to be considered a walk/trot class.
2. **Lead-line - Detached** class are the same as Lead-line attached except lead will be detached from the mount. For safety reasons, the handler must remain with the rider & mount throughout the entire class. Lead-line Division handler must be 14 years of age or older. If handler is under the age of 18, the handler must wear a helmet for Lead-Line purpose only.
3. **Lead-line - Trail** class requires mounts and riders will be led over obstacles. The horse will only be asked to walk. Performance is judged over obstacles. This class will be judged on the performance of the horse & rider over obstacles, with emphasis on response to the rider and skill of rider. Riders should receive credit for showing attentiveness to the obstacles and the capability of picking their own way through the course when obstacles warrant it, and skill in responding to the challenge on more difficult obstacles. Credit will be given for effort of rider. Obstacles will be similar to that of the regular Trail. Lead-line Division handler must be 14 years of age or older. If handler is under the age of 18, the handler must wear a helmet for Lead-Line purpose only. Handlers/ exhibitors be responsible to review posted trail course prior to entering the arena. In the event that no course is posted in advance, the judge may review the course with handlers/exhibitors prior to the start of the class. The handler will keep the Lead-line attached at all times, and handler will lead mount through the trail course.

### **II. Lead-line Speed Division:**

1. **Lead-line - Plug** class requires mounts and riders will be lead around a shortened version of the Plug Race course. All regular speed rules & procedures apply with exception that there will be a handler leading the horse with the child and the distances are modified. (See specific rules for this pattern in Speed section.) The exhibitor will be timed. Parent/Handler must stay at horses shoulder when

crossing the Start/Finish line. Lead-line Division handler must be 14 years of age or older. If handler is under the age of 18, the handler must wear a helmet for Lead-Line purpose only. This is to be considered a walk/trot class. Animals that lope/canter/gallop more than three (3) strides will be disqualified from class.

2. **Lead-line - Barrels** class requires mounts and riders will be led around a shortened version of the Barrel Race course. All regular speed rules & procedures apply with exception that there will be a handler leading the horse with the child and the distances are modified. (See specific rules for this pattern in Speed section.) The exhibitor will be timed. Lead-line Division handler must be 14 years of age or older. If handler is under the age of 18, the handler must wear a helmet for Lead-Line purpose only. Parent/Handler must stay at horses shoulder when crossing the Start/Finish line. This is to be considered a walk/trot class. Animals that lope/canter/gallop more than three (3) strides will be disqualified from class.
  
3. **Lead-line - Versatility** class requires mounts and riders will be led around a shortened version of the chosen Versatility course for that show. All regular speed rules & procedures apply with exception that there will be a handler leading the horse with the child and the distances are modified. (See specific rules for this pattern in Speed section.) The exhibitor will be timed. Lead-line Division handler must be 14 years of age or older. If handler is under the age of 18, the handler must wear a helmet for Lead-Line purpose only. Parent/Handler must stay at horses shoulder when crossing the Start/Finish line. This is to be considered a walk/trot class. Animals that lope/canter/gallop more than three (3) strides will be disqualified from class.

## SECTION NINE

### TIMED/ SPEED EVENTS

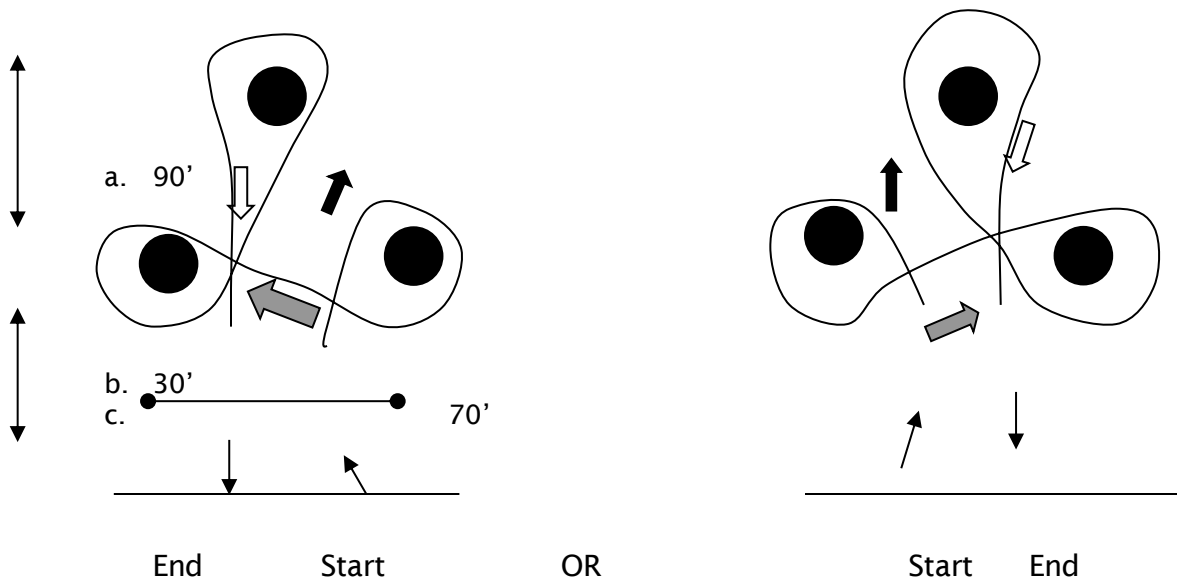
#### I. **GENERAL INSTRUCTIONS AND APPOINTMENTS**

- A. Two hands may be used on the reins.
- B. Excessive hazing, striking, or whipping a horse will not be permitted.
- C. A crop, bat and spurs may be used, but if used must be used humanely.
- D. All exhibitors will be suitably attired according to the current trend in western or English show apparel. For western apparel this includes western boots, long pants, and a shirt with a collar must be worn. For English this includes breeches or jodhpurs, hunt coats, stock tie or choker and English boots or Jodhpur boots. A polo- type shirt is acceptable to wear as an alternative to a hunt coat. Headgear, if worn, must be western, approved helmet or hunting cap. Approved safety helmets are mandatory for youth under 18 years of age.
- E. A western or English saddle is required. A western or English bridle may be used. There is no restriction on the type of bit, chin strap, tie down or reins as long as they are judged humane. No quirt will be allowed. The rider may not use straps, or anything to attach the rider to the saddle, stirrups or horse in any way, except breakable rubber bands connecting boots to stirrups.

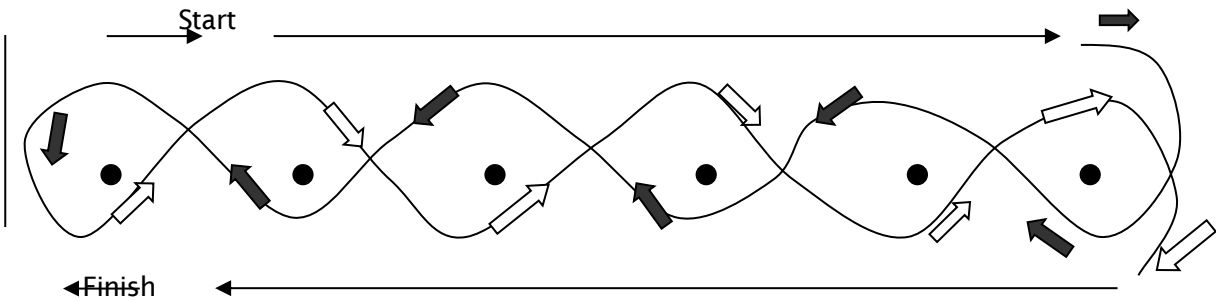
- F. **The horse will come into the ring at a walk and under control or be disqualified. The horse and rider will begin the course from any point within the arena and be clocked as they pass through the starting line and again at the finish line. Failure to comply will result in disqualification. "For the Walk/Trot and Lead-line classes only". This class is to be considered a walk/trot class. Animals that lope/canter/gallop more than three (3) strides will be disqualified from class.**
- G. The horse will be clocked by an electric timer, or by two persons other than the judge, using separate stopwatches and the time averaged.

## II. PERFORMANCE AND SCORING

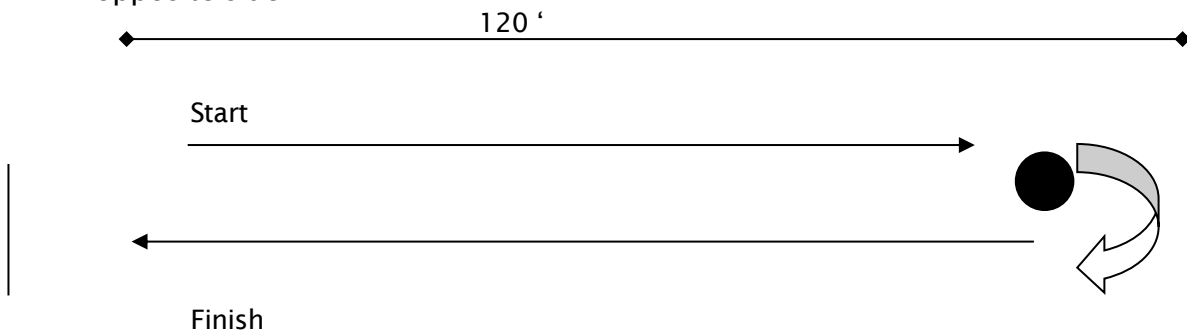
- A. In all classes, failure to follow the pattern exactly will result in disqualification.
- B. In all classes, any knock down (barrels, poles or markers) while on course will result in a 5 second penalty.
  - a) **Barrels** - Three (3) 55 gallon unweighted barrels will be placed in the ring according to the specifications below. Barrels will be set squarely and firmly so as not to lean or topple. The position of the barrels will be spotted so that they may be replaced in the exact spot if knocked over. The horse may take either of the side barrels first.



- b) **Poles** - Poles will be placed upright on the surface or in the ground 21 feet apart in a straight line. Poles will be set squarely and firmly so as not to lean or topple. Start on the left or right side of the poles.

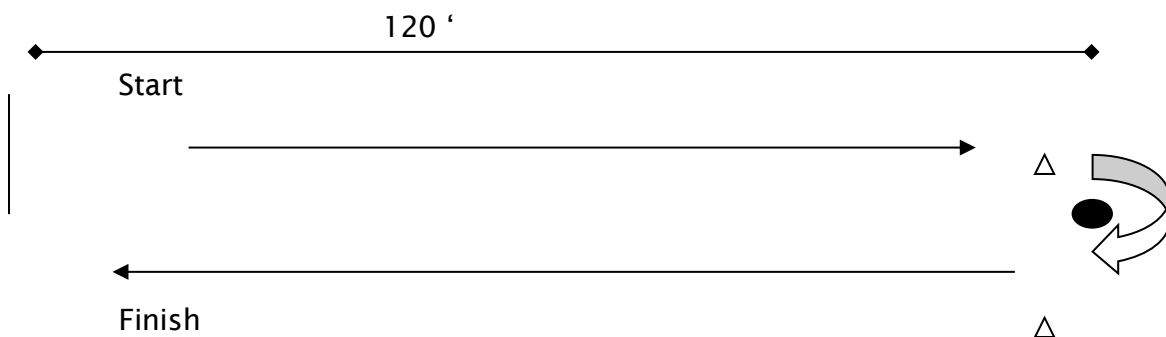


- c) **Plug Race** - One (1) 55 gallon unweighted barrel will be placed 120 feet from the start/finish line, mid-line in the ring. Barrel will be set squarely and firmly so as not to lean or topple. Rider may start on either side, turn the barrel and return on the opposite side.



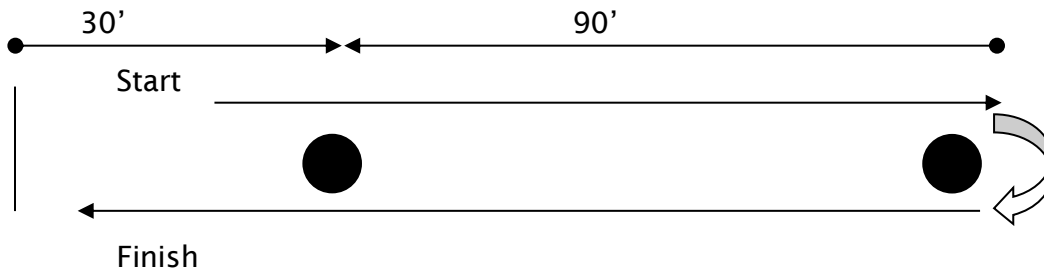
- d) **Versatility Speed Class** - The objective of this class is to find the most versatile horse and to provide a variety of speed events. Any of the following classes can be used as a versatility class. We recommend rotating the classes each show for a greater variety. Alternative versatility classes may be used by a show chairperson, but may not duplicate other speed classes offered in the show.

1. **Pick A Lock** - One (1) pole will be placed 120 feet from the start/finish line. Two (2) cones will be placed 21 feet apart, 10 feet in front of the pole. The horse must run between the cones and turn the pole (either direction) and return between the cones to the start/finish line.

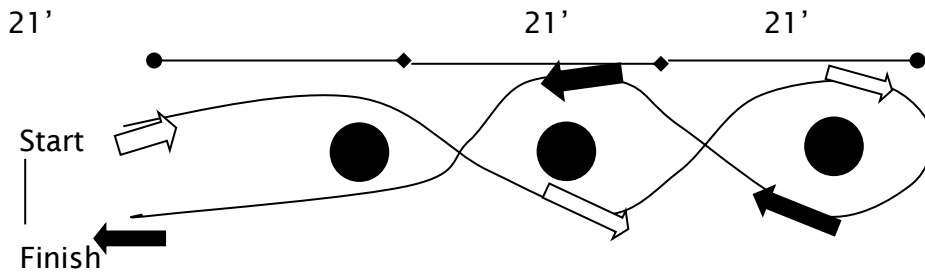




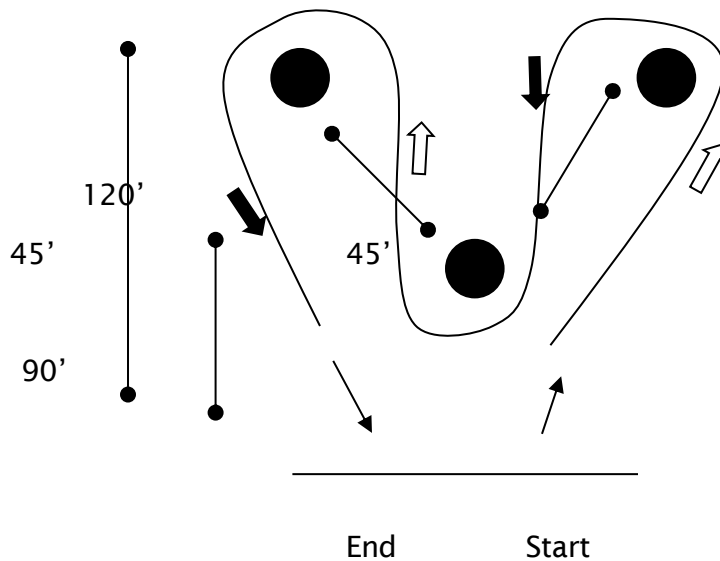
2. **Flag Race** - Two (2) barrels in a straight line 30 feet from the start/finish line and 90 feet apart. There will be a bucket (filled with sand) with a flag in it on the first barrel. The rider will grab the flag from the first barrel, circle the second barrel, and stick the flag back into the bucket on the first barrel. Horse is disqualified if the flag touches the ground.



3. **Texas Barrels** - Three (3) barrels placed in a straight line 21 feet apart and 21 feet from the start/finish line. Start on either side of the first barrel and weave in and out, circling the last barrel and weaving back as shown below:



4. **Bleeding Heart** - Three (3) barrels placed as shown in pattern below. Two placed 120 feet from the start/finish line on either side of the ring with the third barrel in the center 90 feet from the start/finish line. A distance of 45 feet between each barrel. Horse may start the pattern from either side.



## **SECTION TEN MISCELLANEOUS CLASSES**

### **I. MISCELLANEOUS CLASSES**

Should any miscellaneous classes be provided, general rules as prescribed in this rule book shall apply. The rules for these have been saved in a Miscellaneous Classes Rulebook and can be accessed through either the president or chief steward. These classes include: reining, western riding, western command, English trail, lunge line, and the following speed classes: Figure 8 Race, Seven Barrel Race, Tie Score Pattern, Barrel Pole Combination, and Quadrangle Stake Race.